



Cait Irwin – Biography



Cait Irwin is a professional artist as well as a published author, entrepreneur, naturalist and world traveler. Being an artist and having a deep connection with the natural world have been two major constants in her life. Her artwork is prolific, spanning a wide spectrum of mediums, styles and subject matter. From murals to sculpture, she does it all!

At age fourteen Cait wrote and illustrated “Conquering the Beast Within,” a memoir about her personal experience with severe depression (Published by Times Books 1999). During that time she also started her first art business called “ Reality Impaired.” In her own way, she was rebelling against a culture that says that being an artist is an unrealistic career path.

In 2004 she co-authored a follow up book called “Monochrome Days.”(Published by Oxford University Press) Cait toured extensively to promote her books and was the keynote speaker for numerous events focusing on mental health, the healing power of art and self expression and recovery.

She graduated from Northland College in 2003 with a bachelors in Studio Art, emphasizing on Environmental Studies.

Currently, Cait is the owner of Irwin Artworks LLC and is in her sixth year of operation and is based in Council Bluffs, Iowa. Her company showcases her work, ranging from large murals to sculptures made from recycled materials. She has also established a strong online presence where she sells a large amount of her work. Cait also travels to a variety of established Artist residencies as well as designing her own. She is constantly gathering inspiration from the world around her and is always on the look out for new projects with new challenges.

Irwin Artworks LLC is an accredited business with the Better Business Bureau.

LOCAL/ ETC PROJECTS:

My job as a muralist/artist is to “read” the area where the art installation is proposed. Although the actual quality of the work is important, the way the art “fits” in with the surroundings is critical. I believe that the style and content can make or break a public installation. For example, the style and content of the mural I painted in Benson Omaha is very different than the mural I painted at the Wasbash trail head in Council Bluffs. I take pride in this ability to read the landscape, the audience and then produce a concept accordingly.

Here’s a few examples of local art projects that I have organized and completed:



Artist Statement (project inspiration)

The inspiration behind my concept “Goldfinch Gates,” is simple. I have spent a lot of time on nature trails in the area, where I walk and ride bikes to think, as well as exercise and to connect with nature. One of my favorite things about walking or riding on the trail is when you see a Goldfinch fly out of the brush... Usually one goldfinch is followed by another, and another. These iconic birds seem to be guiding you down the path as they fly way ahead with their natural bobbing pattern. The bright flashes of yellow remind you of the vibrancy and energy of nature. In fact, I have created several paintings based on my experiences with the Goldfinch. (I have enclosed a couple examples of these paintings on the following page). Whether they are found on the edge of a farmers field, or in a dense thicket ,the Goldfinch reminds me of the wild places in Iowa!

My design concept aims to represent the experience of travelling down a trail while being led by our state bird, the Goldfinch. The sky impression on the panels (two panels at each end of the bridge) represent the timeframe of a full day. The two panels at the entrance will have a sunrise sky design, while the other end of the bridge will have two panels that have a sunset sky design. The goal of this is to give the onlooker the feel of moving through the day, while being accompanied by a flock of goldfinches.





Gold Finch GATES 4 PANELS TOTAL



#4-4.5 inches max
Thick



↑
3-3.5 FT
LEVEL WITH
BRIDGE
RAILINGS

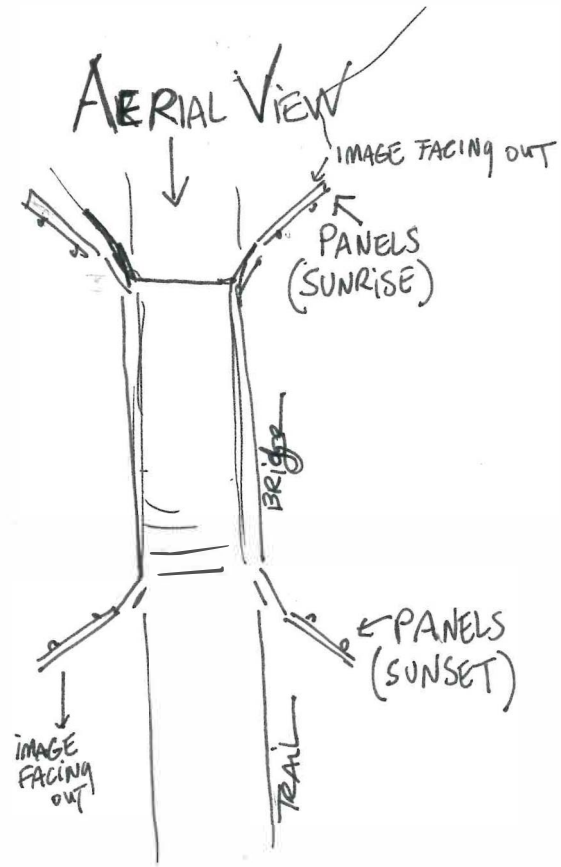
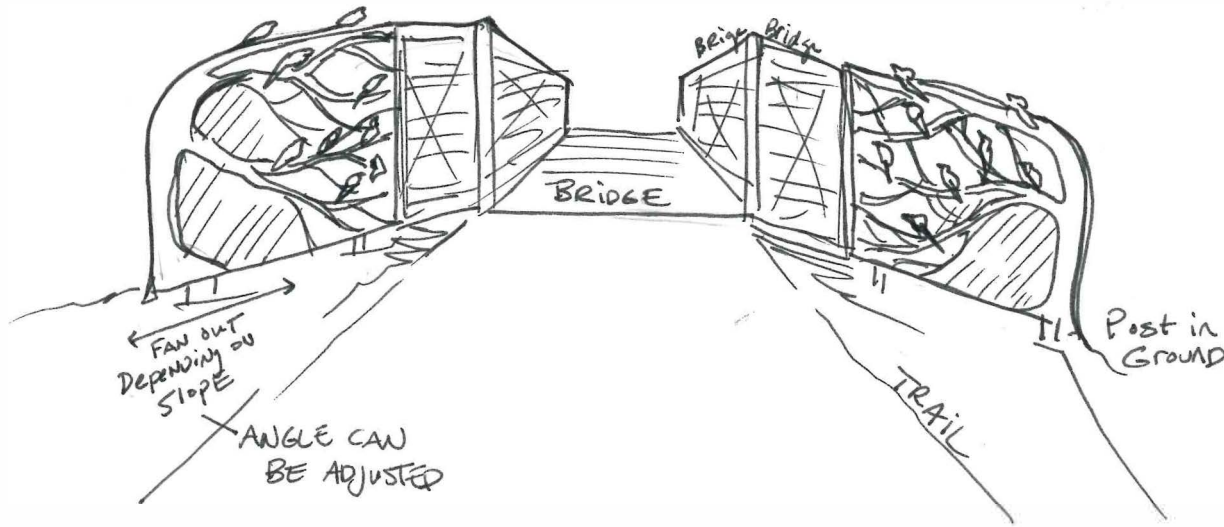
illustration OF A PANEL

4 FT
→


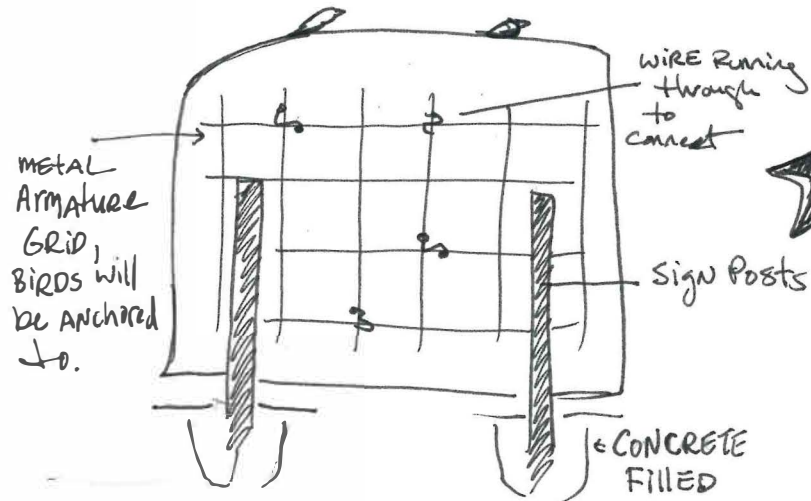


"Gold Finch GATES" 4 PANELS TOTAL.

FRONT VIEW APPROACHING BRIDGE
(2 PANELS ON EACH SIDE OF BRIDGE)



BACK OF PANEL



Each BIRD will HAVE A WIRE INSIDE. EACH WIRE will Run through branch; Attach to wire Armature on Back of PANEL. This will Anchor each BIRD so they Aren't Easy to Remove.