


SPOTLIGHT ON: FOOD INSECURITY



How counties
are tackling
hunger **Pg. 9**



Learn about one
county's
campaign to
attract grocers
to a food desert
Pg. 12



NATIONAL ASSOCIATION *of* COUNTIES

HIGH COURT HANDS WIN TO STATES, LOCALS



In a 5-4 decision, the Supreme Court ruled Thursday that states and local governments can require internet retailers to collect sales taxes, even if the online company has no physical presence like a factory or store, in the state.

See SCOTUS PG. 3

VOL. 50, NO. 13

JUNE 25, 2018



Operators of the Veggie Van visit with children in McLennan County, Texas. The Veggie Van brings healthy foods to food deserts in the region. Read more about ways counties combat food insecurity in the Spotlight report starting on page 9. Photo courtesy of World Hunger Relief

Relief for opioid crisis takes shape in Congress

Valerie Brankovic
legislative assistant

Congress is expected to continue working this summer toward an opioid legislative package following a flurry of action around the issue on Capitol Hill during May and June. The opioid epidemic has figured as a prominent issue for legislators over the past several months, and committees in the House and Senate have considered numerous proposals that aim to curb the sharp rise in opioid overdoses and deaths across the country.

Of the more than 60 opioid measures introduced for consideration in the House, legislators recently passed 38 individual bills, most of which are bipartisan and narrow in scope. The bills propose an array of fed-

eral policy actions to address the crisis, including tweaks to Medicaid and Medicare that could expand treatment options, as well as the creation of education and technical assistance programs for health care providers treating patients with substance use disorders.

House members plan to use the remainder of the June legislative session to vote on additional bills, with the goal of sending a comprehensive package to the Senate. On June 13, Energy and Commerce Committee leadership introduced legislation, titled the Substance Use-Disorder Prevention that Promotes Opioid Recovery and Support (SUPPORT) for Patients and Communities Act (H.R. 6), that will serve as the underlying

See OPIOIDS page 2

PILT counties: Feds may owe you money

By Jonathan Shuffield
associate legislative director

In 2008, Congress significantly amended the Payments In-Lieu of Taxes (PILT) statute by mandating full funding through 2014. Congress also repealed the original statute language that made the program discretionary and subject to the annual congressional appropriations process. Due to insufficient appropriations for 2015-2017, PILT recipients did not receive the full amount to which they were entitled under the PILT statute based on the Department of the Interior's full payment calculation.

As a result, Kane County, Utah filed a lawsuit in the U.S. Court of Federal Claims in June 2017, seeking to recover its own underpayments and

the underpayments of all other PILT recipients nationwide for those years. In December, the court ruled in Kane County's favor for FY2015 and 2016 underpayments and issued a similar ruling on FY2017 underpayments in March 2018.

The federal government argued in court that despite Congress' removal of the original statute language treating PILT as a discretionary program, Congress placed the 2008-2014 timeline limitation on the current statute language making PILT mandatory. Federal Judge Elaine Kaplan disagreed, calling the government's argument "untenable."

In her December 2017 ruling, Judge Kaplan elaborated that the federal government

See PILT page 2

Congress continues to push legislation to help relieve opioid epidemic

From OPIOIDS page 1

vehicle to move most of the approved House bills forward as a package.

As part of the Senate's broader efforts around the opioid crisis, the Health, Education, Labor and Pensions (HELP) Committee in May advanced the Opioid Crisis Response Act (S. 2680), a single, but wide-ranging bill that includes measures intended to expand patients' access to medication-assisted treatment and train first responders to administer overdose antidote drugs.

Other Senate committees have also approved proposals that could be combined with S. 2680 into a broader set of bills. In June, the Senate Finance Committee passed the Helping to End Addiction and

Lessen (HEAL) Substance Use Disorders Act and the Judiciary Committee advanced five pieces of legislation that focus on the public safety and law enforcement aspects of the epidemic.

Proposals could impact local response to opioid crisis

Several bills underway in Congress could impact the local response to the opioid epidemic if enacted. NACo is closely tracking the progress of each bill.

Two of these bills are now slated for a floor vote in the House and focus on expanding Medicaid treatment options for justice-involved individuals. One such bill is the At-Risk Youth Medicaid Protection Act (H.R. 1925), which would streamline the delivery of addiction treatment services for juveniles released from county correctional facilities. This measure could help counties provide effective treatment and care coordination services pre- and post-release, allowing smoother transitions to community care for justice-involved youth.

NACo supported another House bill, the Medicaid Reen-

try Act (H.R. 4005), which would direct the Department of Health and Human Services (HHS) to issue best practices around providing health care for justice-involved individuals returning to their communities from county correctional facilities.

Two other NACo-supported measures focus on better coordinating care for individuals with substance use disorders. One of these bills, the Overdose Prevention and Patient Safety Act (H.R. 6082), would allow for information-sharing between behavioral health and other health providers treating addiction, a long-standing NACo priority.

The other bill, the Improving Access to Behavioral Health Information Technology Act (S. 1732/H.R. 3331), would direct the Centers for Medicare and Medicaid Innovation to incentivize health information technology demonstrations for behavioral health providers, including approximately 750 county-based behavioral health authorities. This measure could support the integration of health information into local care delivery systems.

In the Senate, NACo endorsed

the Comprehensive Addiction Resources Emergency (CARE) Act (S. 2700/H.R. 5545), which would make direct investments in state and local agencies operating on the frontlines of the epidemic, including emergency first responders, public health departments and regional epidemiology centers.

Modeled after the Ryan White Comprehensive AIDS Resources Emergency Act passed in 1990, the CARE Act would commit \$100 billion in federal funding over 10 years toward a wide range of research, treatment and recovery activities, with special focus given to counties and cities disproportionately affected by the epidemic.

Other proposals that could improve counties' ability to respond to the crisis focus on improving prescription drug monitoring programs (PDMPs), expanding telehealth options for patients in remote areas and enhancing family-focused residential treatment programs established under the Family First Prevention Services Act.

In May, NACo released a legislative analysis of bills moving through Congress, as well as the

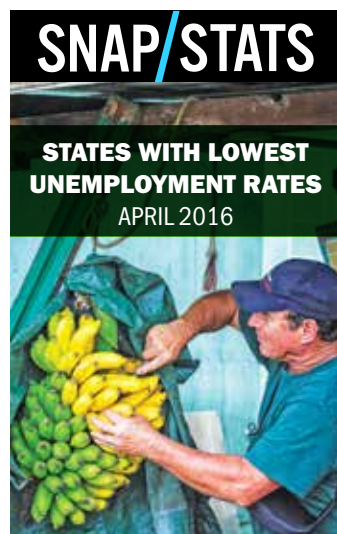
projected impact of each measure on county governments. The analysis is available on the NACo website and will be updated to reflect new legislative developments.

Path forward for opioid package remains unclear

Looking ahead, the timeline for an opioid package remains unclear. House leaders plan to hold a series of votes ahead of the July recess that could fold the bills passed in May and June into the House's legislative vehicle for the bills, H.R. 6.

The Senate, however, is still considering various proposals and may wait until the House advances a final bundle of legislation. Senate Majority Leader Mitch McConnell (R-Ky.) has indicated he could delay movement on the bills until after mid-term elections in November.

Congress must also weigh legislative priorities beyond the opioid bills, including reauthorization of the farm bill and other federal programs, as well as the completion of spending bills before the end of FY 2018 on Sept. 30. **CN**



STATE	UNEMPLOYMENT RATE
Hawaii	2.0
New Hampshire	2.6
North Dakota	2.6
Maine	2.7
Iowa	2.8
Nebraska	2.8
Vermont	2.8
Wisconsin	2.8
Colorado	2.9
Idaho	2.9

Source: Bureau of Labor Statistics

Class action lawsuit aims to recover PILT underpayments

From PILT page 1

"is urging the Court to read the current statute as though it still contained the limiting language that Congress repealed in October of 2008; in other words, the government asks the Court to find that Congress resurrected a repealed provision of law by implication... The government does not cite a single case that supports the resurrection of a repealed pro-

vision of law by implication."

The court also certified the lawsuit as a class action, and ordered that an official notice of the formation of a class be sent to each underpaid PILT recipient. That notice of the class formation will be mailed on June 19. Smith, Currie and Hancock, LLP will serve as class counsel.

The exact amount each county may receive from Interior and the length of the legal

time before issuing of payments remain unsettled issues.

It is also unclear if the government will appeal the rulings. **CN**

HOW TO JOIN THE CLASS ACTION SUIT

To participate in the class action lawsuit and collect possible amounts due them, each underpaid PILT recipient must complete and submit a form "opting into" the lawsuit. If a county does not elect to join the class, they will not be included in the class action lawsuit—and will not receive any recovered funds. Counties will have until mid-September to opt into the class.

For more information and to access the opt-in form go to: <https://www.smithcurrie.com/PILTPaymentsInfo/>

Supreme Court ruling clears way to collecting tax on internet sales

From SCOTUS page 1

Removing the “physical presence” standard is a significant change in the sales tax collection landscape. Sales taxes are the second greatest portion of revenue for counties nationwide, and uniform enforcement and collection is a top priority for county governments. The *South Dakota v. Wayfair* decision ending the physical presence standard is a significant win for local governments, though it does not provide a national, standard-

ized solution.

State and local governments are losing between \$8 billion to \$13.4 billion a year in uncollected taxes for online sales, the Government Accounting Office estimated last year. Some studies put that figure as high as \$26 billion a year, according to the International Council of Shopping Centers. Local sales taxes are collected in 38 states.

In its decision in the case, *South Dakota vs. Wayfair*, the high court overturned a 1992 ruling that had let taxes go un-

paid for many online purchases. It upheld a South Dakota law that required retailers in the state to collect a 4.5 percent tax on purchases.

Ultimately the court overturned previous cases and sent the case back to the South Dakota Supreme Court. This means the court is leaving the decision up to each state over whether to enforce sales tax collection on remote purchases. Under this framework, each state may have to pass legislation requiring remote sellers to collect these taxes, and if

the law is challenged in court, each state supreme court will be responsible for determining what an appropriate standard for “substantial nexus” is in the state, whether it meets standards outlined in the Commerce Clause, and generally if it is appropriate or overburdensome.

The National Retail Federation said Thursday that federal legislation is necessary to spell out details on how sales tax collection will take place, rather than leaving it to each state to interpret.

To require a vendor to collect sales tax the vendor must still have a “substantial nexus” with the state. The Court found a “substantial nexus” in this case based on the “economic and virtual contacts” Wayfair has with the state.

The National Association of Counties (NACo) and other leading organizations that represent state and local governments applauded the decision — a big win for their members:

“Today’s ruling will ensure

See SCOTUS page 25

House approves ‘minibus’ spending package

By Austin Igleheart
and Zach George

Earlier this month, the House approved a 2019 “minibus” appropriations spending package consisting of three appropriations bills on a 234 to 179 vote. The legislation included the Military Construction and Veterans Affairs, Energy and Water and Legislative Branch appropriations language previously approved by the House Appropriations Committee.

The package received some bipartisan support, but was opposed by many Democrats due to provisions in the Energy and Water portion of the bill, which they argued would weaken environmental protections and hinder renewable energy development.

Despite these objections, the passage of this \$147 billion measure moves the ball forward for three of the 12 annual federal appropriation bills, all of which must receive congressional approval by the start of the new fiscal year (Oct. 1, 2018). These three bills could now be approved by the Senate, although zero-tolerance immigration issues have now captured the Senate’s attention, pushing aside other legislation.

Military Construction – Veterans Affairs Appropriations Bill

The “minibus” package included \$86.4 billion in funding for the Department of Veterans Affairs (VA), including \$71.2 billion for VA medical care. This represents a \$3.9 billion funding increase over FY2018 funding levels and marks the highest level of funding for the Military Construction and Veterans Affairs Appropriations bill. The Military-VA portion of the bill enjoyed broad bipartisan support throughout the budget process.

Within the VA, \$8.6 billion would be appropriated for mental health care services and \$7.4 billion would be allocated to treat homeless veterans, including about \$1.77 billion for homeless prevention programs run by the VA, such as the Supportive Services for Veteran Families program. Further, opioid prevention and treatment programs would receive over \$386 million to help stem the crisis’ disproportionate impact on veterans. This opioid funding would also go toward ensuring non-VA care providers that treat veterans are following VA standards for opioid safety.

Notably, the minibus does not include additional funding for the VA Mission Act, which

was recently signed into law by President Trump. The new law consolidates VA’s community care programs into a single program and shifts funding for non-VA care from mandatory to discretionary. This means that non-VA care, including under the VA Mission Act, will be subject to the annual appropriations process and must be funded each year.

The Senate Appropriations Committee included a similar funding level to the House in its Military Construction-VA Appropriations bill. Senate leaders have also indicated that they plan to address funding for the new non-VA care program in their appropriations measure.

Energy and Water Appropriations Bill

The House “minibus” also includes the \$44.7 billion FY2019 Energy and Water Appropriations bill. The bill funds the Department of Energy (DOE), Army Corps of Engineers civil works program, Department of Interior’s Bureau of Reclamation and several other federal government agencies. The Energy and Water Appropriations bill is important to counties because it funds federal energy, water and flooding-related infrastructure projects.

Of importance to counties,

the following programs and agencies are addressed in the bill:

• **Department of Energy:** The bill contains \$35.5 billion for DOE, \$974 million above FY2018 levels. Most notably, DOE’s Office of Energy Efficiency and Renewable Energy (EERE), which works to develop and promote clean, affordable and secure energy, would see its budget reduced \$2.08 billion. This is a decrease of \$2.32 billion under the FY2018 enacted budget of \$2.32 billion.

The bill also includes \$267.7 million for the proposed Yucca Mountain nuclear waste repository in Nevada. This provision is relevant for counties with nuclear waste facilities, most of which were not designed to store spent nuclear fuel indefinitely. NACo supports construction of a suitable permanent nuclear waste repository, as well as the use of a central interim storage facility until such a site can be completed.

• **Army Corps of Engineers civil works program:** The Army Corps is tasked with building, maintaining and operating coastal and inland waterways, addressing flooding risk and strengthening ecosystem restoration through their

civil works program. Under the House-passed bill, the Corps would receive \$7.28 billion for FY2019, \$451 million above FY 2018 levels.

• **Waters of the U.S. (WOTUS):** The bill also includes a policy rider to expedite the repeal of the 2015 WOTUS rule issued under the Obama Administration. The EPA is currently in the process of withdrawing the 2015 rule and issuing a new rule in its replacement.

Legislative Branch Appropriations Bill

Finally, the “minibus” includes \$4.9 billion for Legislative Branch Appropriations for FY2019, an \$180 million increase over FY 2018 funding levels. Considered noncontroversial, the bill sets discretionary spending for the House of Representatives, the Library of Congress, the Capitol Police and various legislative agencies.

The bill does not include an automatic-cost-of-living salary increase for members of Congress. The annual \$174,000 salary for rank-and-file members has been in place since 2009.

Igleheart is a legislative associate and Zach George is a legislative assistant at NACo.

Supreme Court upholds Ohio's purge of voter rolls

By Lisa Soronen

In *Husted v. A. Philip Randolph Institute* the Supreme Court held that Ohio's processes of removing people from the voter rolls does not violate federal law. If a person doesn't vote for two years, Ohio sends them a confirmation notice. If they don't respond to the notice and don't vote in the next four years, Ohio removes them from the voter rolls.

The State and Local Legal Center (SLLC) filed an amicus brief in this case supporting Ohio. Twelve other states maintain their voter rolls using a similar process.

The National Voter Registration Act (NVRA) allows states to remove voters if they don't respond to a confirmation notice and don't vote in the next two federal election cycles. But the "Failure-to-Vote Clause" says a state program "shall not result in the removal of the name of any person . . . by reason of the person's failure to vote."

Two advocacy groups and an Ohio resident claimed Ohio's process violates the NVRA's Failure-to-Vote Clause because "the failure to vote plays a prominent part in the Ohio removal scheme." They argue failure-to-vote is used as a trigger for sending the confirmation notice and as a requirement for removal.

The Supreme Court, in a 5-4 opinion written by Justice Samuel Alito, concluded the Ohio process doesn't violate the NVRA. First, it is undisputed the Ohio process fol-

lows the NVRA "to the letter." Second, Justice Alito pointed to other language in the NVRA stating that registrants may not be removed "solely by reason of a failure to vote." According to the court, the NVRA "simply forbids the use of nonvoting as the sole criterion for removing a registrant, and Ohio does not use it that way. Instead, as permitted by [the NVRA], Ohio removes registrants only if they have failed to vote and have failed to respond to a notice."

The challengers also argued that because so many people discard the confirmation notice, the failure to send it back is "worthless" as evidence someone has moved and is ineligible to vote. The Supreme Court rejected the notion it should second-guess the Ohio Legislature's "considered judgment" regarding the "probative value" of a registrant's failure to respond to the confirmation notice.

The court again relied on respecting the judgment of the Ohio Legislature in rejecting the challengers' argument that "Ohio's procedure is illegal because the State sends out notices without having any 'reliable indicator' that the addressee has moved." According to the court, "the Ohio Legislature apparently thought that nonvoting for two years was sufficiently correlated with a change of residence to justify sending a [confirmation notice]."

The SLLC amicus brief points out that hundreds, if not thousands, of states and local

governments are tasked with registering voters and maintaining voter rolls. Processes vary based on factors including state law and resources; so, states and local governments need clear direction and flexibility regarding what process they may use to maintain voter rolls. The brief notes that while in this case Ohio is being sued for the process it uses to take people off the rolls, states and local governments have been sued for keeping ineligible voters on the rolls.

David Orr, Cook County clerk and election administrator, labeled the court's decision "partisan" in a statement released shortly after the decision. "In a partisan 5-4 vote, the Court upheld the state of Ohio's uniquely aggressive efforts to purge its voting rolls, ruling that a state may kick people off the rolls if they skip a few elections and fail to respond to a notice from state election officials ... The burden should be on the election administrator to keep current voter rolls and not outsource their duty onto the back of voters," Orr said.

Retaliatory arrest case

It is tempting to dismiss this case as a mere one-off. But every local government has a Fane Lozman (or two, three, or four) and this case provides a cautionary tale.

In an 8-1 decision in *Lozman v. Riviera Beach*, the Supreme Court held that a citizen who was arrested for making com-

ments at a city council meeting (possibly because the city had an official policy of retaliating against him) was not barred from bringing a First Amendment retaliatory arrest claim against the city even if it had probable cause to arrest him.

Lozman was an "outspoken critic" of the City of Riviera Beach's proposed plan to redevelop the city-owned marina using eminent domain. He also sued the city claiming it violated open meetings law. He alleged that the City Council held a closed-door meeting in which it devised an official plan to intimidate him in retaliation for his lawsuit.

Five months after the closed-door meeting, a councilmember had Lozman arrested during the public comment period for discussing issues unrelated to the city and refusing to leave the podium. Lozman conceded that the city had probable cause to arrest him. But he claimed the city should be liable for violating the First Amendment because its strategy to intimidate him to stop speaking was a "but for" cause of his arrest.

In contrast, the city argued that Lozman could not sue it for retaliatory arrest under any circumstances if probable cause existed to arrest him. In an opinion written by Justice Anthony Kennedy, the court declined to decide whether to extend either the "but for" cause rule proposed by Lozman or the absolute bar to retaliatory arrest claims proposed by the City to the "mine

run" of First Amendment retaliatory arrest claims. Instead, the court held that because of the unique facts of this case Lozman "need not prove the absence of probable cause to maintain a claim of retaliatory arrest against the City."

The State and Local Legal Center (SLLC) filed an amicus brief arguing that an arrestee could not bring a First Amendment retaliatory arrest lawsuit if probable cause for the arrest existed.

The SLLC amicus brief argued that if probable cause is present and officers can still be sued, states and local governments will have more difficulty maintaining order and safety at local-government meetings, public protests and demonstrations and political rallies. Additionally, the brief pointed to the role of state constitutions, state courts and internal disciplinary measures within state and local police departments to protect free speech and offer "meaningful remedies for true victims of retaliation."

The court declined to decide whether, as a general rule, probable cause bars First Amendment retaliation cases against police officers. **CN**

Soronen is executive director of the State and Local Legal Center. NACo is a founder, a funder and a board member of the SLLC, headquartered in Washington, D.C. The center extends NACo's advocacy on behalf of counties to the highest court in the land.

New NACo ★
Member
**GET TO
KNOW...**

**Macon-Bibb
County, Ga.**



Welcome, Macon-Bibb County, Ga.

Macon-Bibb County was named for Dr. William Wyatt Bibb, a U.S. senator from Georgia and the first governor of the state of Alabama, where there is also a Bibb County named for him. The City of Macon and Bibb County consolidated in January 2014. **The county seat, Macon, is the birthplace of several musicians including Otis Redding, Little Richard, The Allman Brothers Band and Jason Aldean.** More than 30,000 college students live in the Macon area — home to the Mercer Bears, the Middle Georgia State University Knights and the Wesleyan College Wolves.



Suicide prevention gains urgency as rates soar

By **Mary Ann Barton**
senior staff writer

In Alcona County, Mich., in the state's northeast Lower Peninsula, you'll find 36 miles of Lake Huron coastline, historic sites and golf courses galore. But the rural beauty of the county belies its No. 1 ranking in suicides per capita in the state, with nearly 25 per 100,000, according to the Centers for Disease Control and Prevention (CDC). From 1999 to 2016, the county's suicide rate soared 38.8 percent.

The trend is in keeping with the national suicide rate which is on the rise as well, with a more than 25 percent increase in the same timeframe, according to the CDC.

In the wake of two high-profile suicides earlier this month — fashion designer Kate Spade, 55, on June 5 and three days later, chef-TV personality Anthony Bourdain, 61 — there is more emphasis than ever on suicide prevention.

Higher suicide rates often go hand in hand in counties where unemployment and drug abuse rates are high. Alcona County's unemployment rate in April, 7.3 percent, ranked No. 66 among 83 counties in the state and higher than the national rate of 3.8 percent. The county's opioid prescription rate in 2016 was 118.8 per 100 people, according to the CDC, higher than the national average of 66.5 percent.

People who live in rural areas are often slow to ask for help, said Cathy Meske, executive director of Northeast Michigan Community Mental Health Authority, which serves Alcona County as well as Alpena, Montmorency and Presque Isle counties.

"There's a very strong sense of independence that 'I'll take care of myself,' which is good to a point but when people really do need help they're reluctant to reach out, that's for physical health as well as mental health," said Mary Schalk, program coordinator, for Partners in Prevention, which of-



fers classes and workshops to county residents on how to help loved ones contemplating suicide.

"They're going to be strong, they're going to take care of their own," she said. Although resources are available, residents "don't look because they're going to tough it out."

"The nature of the rural environment is there are fewer people per square mile so there is that isolation," said Meske.

Even though it is a rural area, help is just a phone call away with a hotline set up for anyone who is contemplating suicide, they said. Meske said they are embracing technology including tele-psychiatry at the region's only hospital and plans for offering the myStrength app, which helps people monitor their mental health.

Overall, suicide death rates for rural counties (17 per 100,000 people) are higher than medium/small metropolitan counties (15 per 100,000) and large metropolitan coun-

ties (12 per 100,000) from 2001 to 2015, according to the CDC.

The CDC reported that the state with the highest percentage increase in suicides is North Dakota, with a 57.6 percent increase. The state with the lowest percentage increase is Delaware, with a 5.9 percent increase. The suicide rate is highest in the West, with Montana, Alaska and Wyoming recording the highest rates.

In California, there has been a 14.8 percent increase, the third lowest in the country, according to the CDC.

Even though San Diego County's suicide rate is lower than the state and national averages, at 11.6 per 100,000, it was the number one cause of death last year in the county. The high-profile suicides of Spade and Bourdain have brought a renewed spotlight to the issue, said Alfredo Aguirre, director, San Diego County Behavioral Health Services.

"I think one of the things that this has done is it's brought more conversation to

the issue of suicide so it's not so stereotyped — people begin to realize it affects people of all income groups, who you think have it all...and yet down deep they're in pain and feeling empty," he said.

San Diego County has been a leader in educating the public about suicide prevention since 2011, when it became the first county in California to develop a suicide prevention plan. The county secured funding from Prop 63, a statewide voter initiative that dedicated funding to suicide prevention efforts.

The county recently unveiled an expanded campaign to prevent suicides, after conducting surveys and speaking with focus groups on the issue. The expansion involves an overall plan for the general public and a more targeted approach to those populations deemed most at-risk.

As part of its expanded suicide prevention campaign, San Diego County is also planning to implement a gun safety edu-

cation program with gun shop owners to raise awareness of suicide prevention strategies among fire arm owners and their family members.

The San Diego Suicide Prevention Council has taught nearly 15,000 people how to approach someone who might be contemplating suicide through its "Question, Persuade, Refer" training program, while more than 2,000 first responders have been trained in suicide prevention using a special council curriculum.

"Our goal is to create a community where everyone recognizes that they have a role to play in suicide prevention," Aguirre said. "Each of us should learn the warning signs of people considering ending their lives and encourage them to seek professional help."

For counties with smaller budgets, there is still a lot they can do, he said. "I think counties and localities should shamelessly steal from counties that have already done work on this; it doesn't require that many resources to pull together. Interested parties can form an initial steering group that is going to then come together and look at the model, and ask, 'What makes sense for our county?'"

Another strategy, for counties with opioid addiction prevention programs, is to look at how they can add a suicide prevention component into the program, he said. "The bottom line is the common ingredient for people who are overdosing, is the despair."

Although most statistics show that middle-aged men are most prone to suicide, Fairfax County, Va. is seeing an uptick in the number of women reaching out for help, according to the Fairfax-Falls Church Community Services Board. From May 2017 to May 2018, the number of women seeking mental health support rose 66 percent, from 1,830 to 3,060, the board reported.

County builds a strong early childhood stakeholder group

By Tracy Steffek

We've all heard the African proverb, "It takes a village to raise a child," and counties exemplify this saying through the significant role they play in coordinating and administering services to their youngest residents.

The diverse set of community-based programs and services available to young children only underscores how vital it is for counties to unite these efforts across systems and leverage resources to make the greatest impact within their communities.

Building the case

Often local early childhood groups have mixed beginnings; some groups become established based on a bold charge stemming from a national or state initiative and others are community-driven and form more organically, bringing together early childhood stakeholders and the general public to address a specific need or challenge in the community.

Local initiatives for children have also generally maintained a focus on an age range of zero to 5, zero to 8, or even cradle-to-career.

More recent brain science research at the Center on the Developing Child at Harvard University suggests a prenatal to 3 lens as an opportunity in which to make the most impact.

Commonly, communities house many local early childhood initiatives reflecting many different perspectives. But the challenge to move toward an integrated or collective approach that incorporates budgeting, financing, intake-case management or data collection and analysis under a set of shared goals is a steep one.

A vital first step that county governments can make toward achieving an integrated system is assessing their current environment and building an

early childhood stakeholder group charged with applying a systemic lens to the work happening across their jurisdiction.

Recognizing there were multiple efforts to address broad issues, Fairfax County, Va., first convened its Successful Children and Youth Policy Team (SCYPT) in May 2013, assigning it the role of setting community-wide goals and priorities for public policy as it relates to children, youth and families.

SCYPT has helped to provide a leadership "home" for cross-system issues.

In the following, I will highlight some practical applications based on Fairfax County's journey with its stakeholder group.

Stakeholders

Once community buy-in has been established there is typically a lot of excitement around the opportunity to generate positive change but taking time out to strategize before a launch is a vital step to the group's long-term success.

When determining who and how to engage stakeholders, those championing these types of efforts should:

- Consider how to best engage traditional and non-traditional stakeholders in the process such as community developers, parents or the business community; and
- Analyze the various levels of engagement to determine if leaders, middle management and direct service staff are equally represented in the overall effort.

SCYPT found that it was useful to develop "job descriptions" to identify members' roles and responsibilities. Members of the team come from Fairfax County government, Fairfax County public schools (including two participating members each from the Board of Supervisors and the School Board), and the community.

Community members pro-

vide the perspective of various sectors affecting youth well-being such as health care, non-profit, faith and philanthropy. As an example, SCYPT includes a community member appointed by the Northern Virginia Association for the

Community members provide the perspective of various sectors affecting youth well-being such as health care, non-profit, faith and philanthropy.

Education of Young Children to represent the county's early childhood sector.

Additionally, SCYPT membership includes three parent members appointed by the Fairfax County Council of PTAs, the Fairfax Head Start Policy Council and the Fairfax-Falls Church Community Policy and Management Team, which is a governance team for children's behavioral health services.

To develop and implement strategies, SCYPT convenes task forces or partners with existing relevant coalitions.

In support of early childhood development and ensuring that children are entering kindergarten ready to succeed, SCYPT has endorsed several short and long-term strategies, including, most recently, the Equitable School Readiness Strategic Plan and its accompanying One Year Implementation Plan.

A specially-constituted committee of providers, parents, school administrators, teachers and other stakeholders developed the plan.

Establishing a structure

Consider the following:

What kinds of structured teams have been successful in the community in the past? Contemplate the tradeoffs of a stakeholder team that adequately includes a variety of perspectives with the optimal size to plan and implement effectively and efficiently.

There may be an opportunity to organize a larger group using different levels of engagement through subcommittees where members can provide subject matter expertise.

In the SCYPT governance model, an executive committee, composed of the four elected officials, the deputy county executive, the Fairfax County Public School's chief academic and equity officer, and two community-based members, helps to shape the agendas and make key decisions on process and structure.

Most recently, they've conducted a survey of over 60 coalitions and initiatives working on youth issues in Fairfax and will be using the results of the survey analysis to develop new structures and processes to engage and promote continuous improvement across all groups.

Keeping your group engaged

One of the greatest challenges in providing leadership to a strategic group is keeping members motivated and regularly participating.

Fairfax County has shifted its approach over the years to maintain engagement, but attribute three core components to their success.

First, they established an executive committee to tackle process and structure challenges of the group so regular meetings remain focused on core issues or specific topics.

Second, they developed standardized templates for reports and presentations, so the information received is consistent, received in advance and time-limited to allow for more time for substantive conversation.

Lastly, meeting agendas were organized to allow for quick, consent agenda votes on procedural items, more written updates and a focus on key priorities.

Creating opportunities for continuous engagement where individuals are focused on prioritizing goals, identifying service gaps and strategies, and driving implementation to address the root cause of community problems keeps members invigorated and feeling that their time is being used in a significant way.


Stakeholder groups can help to develop a variety of products such as conceptual papers for new programs, marketing strategies, topic-specific research reports, policy recommendations and data sharing agreements, for example.

Formulating a clear vision for the group with realistic goals and objectives will help prevent participants from feeling overwhelmed by a series of tasks or issues that seem too large to tackle.

Generating impact

Collective impact work is challenging, but once systems thinking is incorporated, the team can strategize to build capacity and act as leaders and advocates in the community. Building collaboration across stakeholders not only helps to strengthen and integrate early childhood systems, but also contributes to community well-being and opportunities for children to thrive.

Developing a cross-sector stakeholder team is a large undertaking and any organizational change requires an immense amount of time, commitment and relationship-building.

However, it is a momentous first step toward system integration, increasing investments for young children, and ultimately, affecting individual and community outcomes. 

Steffek is a NACo human services program manager.

Timber takes a new look in Clackamas County

By Mary Ann Barton
senior staff writer

A new wood product could be a real economic game-changer for Clackamas County, Ore. and other counties around the country where timber is harvested.

Cross-laminated timber or “mass timber” — kiln-dried wood that is stacked crosswise and glued together — is so strong it can replace steel, masonry and concrete. An added benefit: Instead of giving off carbon, it sequesters it, thereby slowing global warming.

“It’s kind of like plywood on steroids,” said Rick Gruen, manager, Clackamas County Parks & Forest, Ag and Forest Economic Development.

Different wood species can be used but Douglas fir, grown in Clackamas County, is ideal, he noted. “That puts us at a unique advantage.”

New information out this month from *Market Research Reports* notes that the market for cross-laminated timber is forecast to surge by 15 percent by 2025.

Gruen likens the new wood product to the agriculture industry’s “farm to table” movement, except this is the “forest to framework” movement.

A building that would normally take several weeks or months can be done in shorter timeframe with the new wood product, he said, because the pieces are created before they’re brought to the building site.

Cross-laminated timber has been used extensively in Austria, Germany and Canada, and is now catching on here, he said.

The new wood product is being used sporadically across the country as building codes catch up to the new product.

“In the United States, the processing [of the wood product] is a new technology,” Gruen said. Building codes in the United States “aren’t there yet” and there is still a lot of testing being done.

Projects that are being built



The “T3” building in Minneapolis is the largest mass timber building in the United States, standing seven stories tall and measuring 220,000 square feet. Photo courtesy of Hines REIT

are “one-offs” at the moment, requiring more planning in the design phase.

He sees the building codes catching up within three to five years, making the building process less complicated.

Legislation introduced in Congress is designed to streamline those building codes.

The Timber Innovation Act would also incentivize the mass timber industry.

Supporters of the bill say it will not only create jobs but also establish a new market for small-diameter trees and branches, encouraging more active forest management at a time of increasingly large and destructive wildfires.

A grant program would advance the use of innovative wood products and a competition for tall wood building (“plyscrapers”) designs would expose more to the new product.

Some architects are already catching on. Michael Green Architecture called its timber building in Minneapolis — dubbed “T3” for Timber, Technology and Transit — a “game changer” for the commercial building industry. The largest mass timber building in the United States (when it was completed in 2016) stands seven stories tall and measures

220,000 square feet.

The architecture firm has also designed an even larger 11-story timber skyscraper for Newark, N.J. that is in the works.

“We’re seeing a groundswell movement ... there are environmental advantages and we’re able to see more emphasis on sustainable forest practices,”

Gruen said. There seems to be more acceptance by environmentalists of harvesting trees these days.

“That’s a significant change in the whole paradigm...nobody wanted to talk about Oregon having a natural resources-based economy,” he said.

“We’re an urban metro county but really only about 5 per-

cent of our footprint is urban. Seventy-five percent of the land is forestland.”

“We want to lead the burgeoning cross-laminated timber industry by developing a supply-increasing pilot program,” he said, “that can spur rural Oregon economic development in an environmentally friendly manner.” **CN**

ON THE MOVE

NACo OFFICERS, COUNTY OFFICIALS

- President Roy Charles Brooks** addressed the General Assembly at the Mississippi Association of Supervisors Annual Conference in Biloxi, June 13.
 - Gila County, Ariz.
- Supervisor Tommie Martin**, Western Interstate Region president, and Jonathan Shuffield, associate legislative director, represented NACo at the Western Governors Association’s Annual Meeting in Rapid City, S.D., June 25-27.

They met with WGA staff to continue a conversation about including county governments and county government-produced data in the federal consultation process with local and state governments.

NACo STAFF

- Arthur Scott**, associate legislative director, spoke on the importance of data-driven decisions for county governments during the 2018 National Science Foundation/Alfred P. Sloan Foundation Data Sciences Conference, June 5.
- Jacob Terrell**, associate legislative director, briefed Mississippi state association members on the 2017 Omnibus funding bill during the association’s annual conference, June 13.
- Jenna Moran**, program manager for resilience, participated on a panel titled “Art-Based Economic Development in Coal-Reliant Counties” at the Creative Placemaking Leadership Conference, held June 21 and June 22, in Charleston W.Va.



Scott



Terrell



Moran

PROFILES IN SERVICE

JOHN W. KING

Board Member

Board of Chosen Freeholders
Hunterdon County, N.J.



Number of years involved in NACo: 2

Years in public service: 22

Occupation: Vice president, QSSI LLC

Education: Master's in management science, Stevens Institute of Technology; B.S. in business administration, University of Delaware

The hardest thing I've ever done is: Not so simple to answer. Having a conversation with my dad two days before he passed away from cancer with us both knowing it would be our last. I return to that moment frequently with regret for all the things I could have said to assure him that his life meant something special. Watching the same thing when Helen suffered through the loss of both her parents within a relatively short time. Then, there is the five years spent with a son in the Marines serving multiple tours in Iraq and Afghanistan. The moments that test you are watching him embark and embracing him upon his return. Both have meaning that cannot be described.

Three people (living or dead) I'd invite to dinner are:

George Washington, Dwight Eisenhower and Barack Obama all at the same time with Anthony Bourdain as the host and a case of Baron Lafite Rothschild Reserve Speciale. That would be a spirited conversation.

A dream I have is to: Earn a positive place on the page of a history book.

You'd be surprised to learn that I: Never aspired to achieve elected office.

The most adventurous thing I've ever done is: Quit a decent paying job to strike out on my own. I've done that adventure a couple times. It doesn't get easier.

My favorite way to relax is to: Be around family and friends ... everything gains perspective.

I'm most proud of: What Helen has accomplished in raising our boys. She is remarkable.

Every morning I read: *The Star Ledger*. There's something about working my way through

so much bad news and listless reporting and being rewarded by the comics page. Comics remind you of how fun life is. Then I find some other news channel online to get corroboration of the "facts."

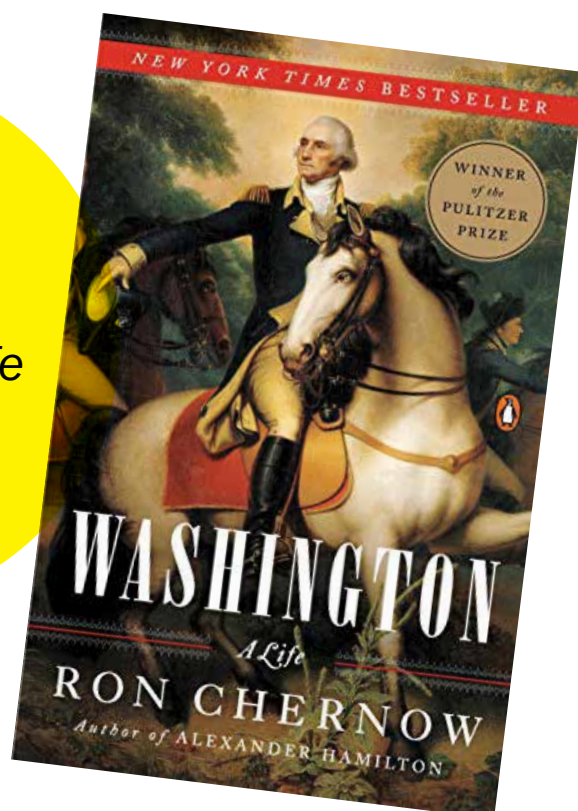
My favorite meal is: A meat loaf Helen has mastered that has endeared itself to the boys and me. Otherwise, almost anything she makes. She is a phenomenal cook.

My pet peeve is: Ingenuousness.

My favorite movie is: *The Green Mile*.

My favorite U.S. president is: Ronald Reagan.

My county is a NACo member because: We need to be exposed to the ideas, aspirations and perspectives of others throughout this nation that serve in the same capacity as we do. NACo represents a forum for communication that is unique. I hope we can harness that power to effectively shape national policy.



The last book I read was:

Washington, A Life
by Ron Chernow.

Hotline calls tripled in one year

From SUICIDE page 5

The number of calls that were serious enough to trigger an emergency response more than tripled from 82 to 252, according to the board. Of the females who spoke to crisis volunteers, 22 percent were "actively suicidal" and 19 percent of males were suicidal, the board said.

Most commonly, callers to PRS CrisisLink focused on feelings of anxiety, loneliness, concern about mental illness, and life stress. Other topics in-

cluded anger, depression, and relationships.

Through its Fairfax-Falls Church Community Services Board, the county is working to prevent suicides on several fronts:

- By providing two emergency phone numbers as well as an emergency texting number
- Offering mental health first aid courses
- Organizing public regional meetings of its community services boards
- Holding an "Out of the Darkness Community Walk." **CN**



NEZ PERCE COUNTY, IDAHO

Designed by: Dorothy Gibson
Introduced in: 1956

Though the Legislature had authorized Idaho counties to use official seals 40 years earlier, Nez Perce County was the first to do so, in 1956. Dorothy Gibson, a member of the committee appointed to design the county seal, came up with the design.


The arrowhead represents the native Nez Perce Tribe and the banner wrapped around it is inscribed with a Nez Perce phrase, which when translated reads "In our hearts we truly believe."




A sheaf of wheat and a pine tree flanking the arrowhead represent the county's primary industries in 1956. The confluence of the Clearwater and Snake rivers is shown on the overlay of Nez Perce County, with the star indicating Lewiston as "Idaho's only seaport." Lewis and Clark, below the arrowhead, acknowledge the explorers' travels through the area in 1805.

Would you like to see your county's seal featured? Contact Charlie Ban at cban@naco.org.

Happy Anniversary County News.





FOOD INSECURITY

How
counties
are tackling
hunger

By Mary Ann Barton
senior staff writer

In Dodge County, Neb., ground has been broken for a new chicken plant that will bring up to 1,000 new jobs to the region. The \$300 million poultry processing center is expected to ship 400,000 birds a day, raised by local farmers, to Costcos around the country.

This region of eastern Nebraska is already home to other meat-processing businesses including the Hormel hog plant, the nation's largest producer of Spam. The meat-packing industry has changed the cultural landscape of the Cornhusker State somewhat, with many workers from Guatemala, Mexico and Honduras settling there to work at the plants.

Ironically, in an area filled with food-related jobs, some of the industry's workers have trouble finding groceries. With little in the way of public transportation, some pockets of the county are food deserts. **See SOS page 10**

SPOTLIGHT ON: FOOD INSECURITY

In addition to the 42 million people across the country who depend on SNAP benefits to eat, there are many more who don't qualify who are considered "food insecure." Solutions in the form of pop-up farmers markets to community gardens to stocking convenience stores with groceries can be found in counties across the country. In this edition of **County News**, we present another report in the **Spotlight series**. This one explores food insecurity in several counties.

If you have an idea for a Spotlight series, contact us at 202.942.4249, or pass along your idea to any NACo staffer.

From SOS page 9

"You've got to bring those services to where they live, work and play," said Kathy Kneifl, an assistant educator with the Nebraska Extension office for Dodge, Saunders and Washington counties in Nebraska, who manages the Healthy Food Retail Recognition program.

The population helped by Kneifl and others in Nebraska are a mix of those who qualify for the Supplemental Nutrition Assistance Program (SNAP) as well as some who do not.

Across the country, about 42 million people use SNAP to purchase food, which costs taxpayers \$64 billion a year. It works out to about \$125 per person per month.

People who face hunger who aren't eligible for SNAP benefits can be found in nearly every county across the country, according to a new report released last month by Feeding America, a non-profit that tracks hunger issues. The report shows families in 97 percent of counties as "food insecure." Food insecurity is a measure defined by the Department of Agriculture as lack of access, at times, to enough food for an active, healthy life for all household members.

For the people who don't qualify for SNAP benefits but can't stretch their dollars enough to buy groceries on a regular basis, they mainly rely on food banks to put food on the table. Feeding America's network of 200 food banks provides about 4 billion meals annually; for every meal Feeding America provides, SNAP provides 12.

Key findings of the new report show that food insecurity exists everywhere — from Jefferson County, Miss., where 36 percent (the highest rate in the study) are food insecure, to Loudoun County, Va., where 4 percent (the lowest rate) are food insecure. Rural and southern counties tend to have the highest rate of food insecurity, according to the findings.

Some counties are getting creative when it comes to making sure their residents don't go without healthy food choices.

Kneifl, in Nebraska's Dodge County, works with convenience stores in food deserts.

At Brady's Meats & Foods, a small grocery and gas station in Dodge County, located in an industrial area down the street from a grain elevator, she has worked with store management to beef up the run-of-the-mill convenience store offerings to add more groceries that the local residents are most likely to buy: cuts of lean beef, more organ meats, fish and rice and beans.

She also holds community events, including at Brady's, where she partnered with a local food truck that regularly does business in the parking lot. With a grant, they were able to purchase meals for residents and brought in interpreters to talk to them about healthy eating.

Food deserts litter the country. With grocery stores located "in town" and no public transportation in outlying areas, it's difficult for some residents in Davidson County, N.C., located about 20 miles south of the Winston-Salem area, to find healthy food choices.

The Davidson County Health Department began cold-calling smaller "quick marts" several years ago asking them to sell local produce with an assist from the county, said Jen Hames, health

education supervisor. In turn, the county offered to furnish the convenience stores with a cooler, produce scales, display racks and signage purchased with grant funds. The stores get the produce from local farms and a wholesale

One of the answers to bringing healthy foods to those in need was a mobile farmer's market.

market.

Three stores are currently participating and one in particular is a "poster child" for the program, Hames said. The store owner "really understood the link between healthy eating and the business side of it and he's community-focused, so it was just a perfect fit with him." Some of the markets, as well as several farmer's markets, take SNAP payments.

For counties trying to help residents who live in food deserts, Hames advises starting by connecting with convenience stores. "Cold calling's not fun — the first one we cold-called said 'No one's going to buy produce from a gas station.' ... It's just boots on the ground."



Chef Otis Wagner and Darcy Groom pause before a cooking lesson at the Veggie Van at a farmer's market in McLennan County, Texas. Photo courtesy of Waco-McLennan Health District

Boots on the ground is what kick-started a food desert study several years ago in a county in Texas. The Waco-McLennan County Texas Health District partnered with Baylor University on the study, to find out the needs of local residents.

"All the grocery stores had moved toward the interstate," said Kelly Craine, public health information specialist with the health district. They went ZIP code by ZIP code, targeting residents who were particularly in need; public health workers and interns fanned out to knock on doors and get some answers. "We did a door to door survey — 'How many vegetables did they eat? How far did they have to go to purchase groceries?'"

One of the answers to bringing healthy foods to those in need was a mobile farmer's market. The health district got a grant to help purchase a van (dubbed the "Veggie Van") for a group called World Hunger Relief, which grows produce on a farm in the county. The Veggie Van sets up several farmer's markets around the county during its weekly stops.

The county spent grant funds to get the word out using paid advertising on billboards, radio and newspaper about the Veggie Van, farmers markets and nutritional cooking classes — some taught by local and celebrity chefs — held at farmer's markets and churches.

A different twist on the Texas county's concept can be found up north in DeKalb County, Ill. where a refrigerated 12-foot produce truck dubbed "The Grow-Mobile" takes fresh produce to pop-up markets across the county each week, according to Moria Nagy, president of the non-profit DeKalb County Community Gardens (DCCG). The truck, which is owned by the non-profit, is also used for educational workshops.

The produce is grown at more than 50 community gardens on 15 acres across the county managed by DCCG. Since 2012, the community gardens have produced more than 100,000 pounds of food for local food pantries, day care centers, schools, community meal

locations, senior citizen centers and housing units, as well as to the Meals on Wheels program.

The community gardens have been in existence for about six years. Being able to take produce to other parts of the county starting last year "was kind of a big step for us," Nagy said.

In addition to produce, the Grow Mobile also offers free food from the Northern Illinois Food Bank, a distribution warehouse, that offers food to food banks donated by local grocery stores. "This is a wonderful resource we were able to tap into," Nagy said.

Another type of mobile market can be found in Tulsa County, Okla., where a former horse trailer was retrofitted into a one-aisle mobile grocery store, said Leslie Carroll, resource development coordinator at the Tulsa County, Okla. Health Department.

The mobile grocery store visits food deserts and was launched by the Healthy Corner Store Initiative, an affiliate of the Tulsa Community Foundation through its subsidiary R&G Family Grocers.

"They really try to pay attention to their customers — if it's a Hispanic community, they try to offer culturally appropriate items such as mangoes," Carroll said. Sixty percent of sales come from SNAP recipients.

The converted 36-foot long refrigerated trailer offers about 600 different food items for sale and last year served 17,000 customers in food deserts around the region. They make about four stops a day from 8 a.m. to 6 p.m. and visit 19 locations six days a week.

R&G Family Grocers has a waiting list of areas that want to be added to their route. The owners hope to have a second store up and running by next year. **CN**

The counties featured in this story were among local governments awarded funding from a partnership between the Aetna Foundation, the American Public Health Association and NACo. They joined the Healthiest Cities & Counties Challenge to create a positive health impact.

Follow the trails to fresh food

By Charlie Ban
senior staff writer

Describe a garden and words like tranquil, quiet and refuge spring to mind.

Not so much in Hillsborough County, Fla., where new community gardens are just that: part of a community, with the accompanying noise and foot traffic. Luckily, the plants don't mind. The gardens' visibility is crucial to their integration and their goal: making more fresh produce available as part of a walkable community.

Michele Ogilvie, an executive planner at the county Metropolitan Planning Organization (MPO), saw as much when she became a community gardener herself. While tending to her eggplants, lost in her task, she was startled to hear people walking, talking and biking nearby.

"I forgot it was right on the trail," she said. "There are people walking right by you."

Many of the gardens are connected by a 23-mile paved multi-use trail that the MPO helped plan at the request of the neighborhoods, many in the city of Tampa. After the trail was completed, Ogilvie said, the neighborhoods, encouraged by the successful partnership, asked for help developing their garden network.

"It's not usual that neighborhoods say 'let me help you — we will find the place, we will feed the people, we will bring the people — all you have to do is show up, listen to us, catalog it and turn it into a plan,'" Ogilvie said. "That's three-quarters of the work. We just had to follow their lead and take care of the planning."

The network is thriving and expanding thanks to that partnership and now the fruits (and vegetables) of that partnership is part of the Aetna Foundation's Healthiest Cities and Counties Challenge, which has awarded a \$10,000 grant to the partnership to further its goals.

"The efforts to improve food quality through our communi-

ty garden coalition, while fostering walkability, bikeability and transit use, will serve as a guide to other communities interested in improving community health through active living," said Lesley "Les" Miller, Jr., a Hillsborough County Commissioner and the MPO chairman.

The gardens themselves are as varied as their neighborhoods, all places where analysis of health and economic indicators saw low income, high rates of chronic disease and no grocery stores or transit options. Some are first-come-first-serve for plots, available for a monthly membership fee. One is maintained by a church, which pledges a certain amount of produce to a local food bank. Another is owned by the Salvation Army, which incorporates gardening into its therapy. All are advertised by wayfinding signs that Ogilvie hopes will en-

SPOTLIGHT ON: FOOD INSECURITY

courage interest in the gardens and keep them visible to residents. A few of the gardens took some scouting to find.

"We saw a police substation with a lot of property that wasn't being used," Ogilvie said. "We just asked if they were using it, they weren't, and that's going to be one of our gardens once we remediate the soil."

The gardens can be a bargaining chip with owners of nuisance properties.

"If they agree to let us use their property as a garden for a certain length of time, we can have fines relaxed, and everyone wins," Ogilvie said.

That's an example of how Ogilvie said the MPO and communities can work together.

"Because we're government, we're able to open all types of doors, but they can do far more than we can," she said. "We can get them free meeting spaces

or publish something. They call each other and make sure people show up to do things. We know each other's strengths and it's a true partnership."

She acknowledges that community gardens won't feed everyone, but they are a step in the right direction in offering an opportunity for good soil, water and a place to grow healthy food — all of which are hard to come by in the neighborhoods that

need it the most.

"And it's sustainability at its best," she said. Hillsborough County and 49 other finalists will be judged independently on how their programs effect measurable change in their health determinants — in this case food deserts and walkability — for cash awards ranging from \$25,000 to \$500,000, following an expert site visit and analysis of health indicator data. **CN**



Community gardeners show off the bounty from their plots. Photos courtesy of the Hillsborough County Metropolitan Planning Organization



Students learn urban agriculture at the Tampa Heights Community Garden, once a vacant lot.

Get creative to bring grocers to food deserts

By **Charlie Ban**
senior staff writer

Grocery stores are a tough enough business as it is, but when combined with the economic challenges in lower-income neighborhoods, running one becomes a high-wire balancing act.

Jefferson County-Louisville, Ky. is hoping to set the stage for opening two grocery stores in urban food deserts and demonstrating the commercial viability in another. Without full-service

grocery stores in these communities, residents are left to patch together food from convenience stores or travel long distances to access fresh produce and other healthy foods.

"Food access is really difficult because you're trying to move a market that doesn't exist," said Theresa Zawacki, senior policy advisor to Louisville Forward, the city and county's economic development agency. "If it did, market sector solutions would take over and government and nonprofits wouldn't need to intervene."

Without home rule powers,

Jefferson County-Louisville, along with counties in similarly-governed states, is unable to offer tax abatements to grocers, which Zawacki said is one of the most effective incentives, without legislative approval.

"By virtue of the legal structure we work in, we have to be really creative in how we engage in grocery development because the financial tools are just not available to us."

SPOTLIGHT ON: FOOD INSECURITY

Louisville Forward is doing that by removing one of prospective grocers' largest impediments — real estate. Real estate is the most challenging part of getting a grocery store to locate in a food desert, Zawacki said, because of the specific requirements in the building to allow for floor drains, insulation for freezers and other features, along with the parking lot capacity to serve enough customers. Make such a building available at low- or no-cost, and Louisville Forward reduces the risk for a grocer.

"It takes a piece of the funding puzzle out of the equation," Zawacki said. "The cost of the construction can be a pretty

LEARN MORE

"SUPER" MARKETS

Theresa Zawacki pointed to several factors crucial to bringing grocery stores to food deserts:

- Is the store perceived to have good prices?
- Can you get what you want?
- Is it nearby?
- Is the building accessible, both to people with disabilities and using public transit?
- Does the operator have experience marketing to low- and moderate-income customers?

serious impediment," she said. "If you're thinking about going into a neighborhood where your margins will be small because your per-basket costs are going to be lower, building costs are enough to scare you away."

Two Louisville stores saw

their markets disappear, leading them to close and create food deserts. One was less than one-fifth the size of a competing store that went far beyond the traditional grocery model and another failed to make upgrades that would have kept its most vulnerable customers in the store. Louisville Forward acquired those buildings and is trying to find tenants.


In one, a community organization hopes to install a commercial kitchen for a meal program, offer job training services and sell grab-and-go meals. The other is suited more for a traditional grocery store.

"The market for grocery retail has very small margins across the board and so (for the county) it really comes down to setting the stage for an operator that has a model that works for low- and moderate-income customers and helping to identify all the ways to help that operator get comfortable in a location and up and running for the community," Zawacki said. "Louisville Forward makes the connection, and in many ways serves as the community development partner in much the same

ways that a traditional for-profit developer would try to line up tenants, try to line up financing, try to line up a use mix that (finances operations) and serves the neighborhood."

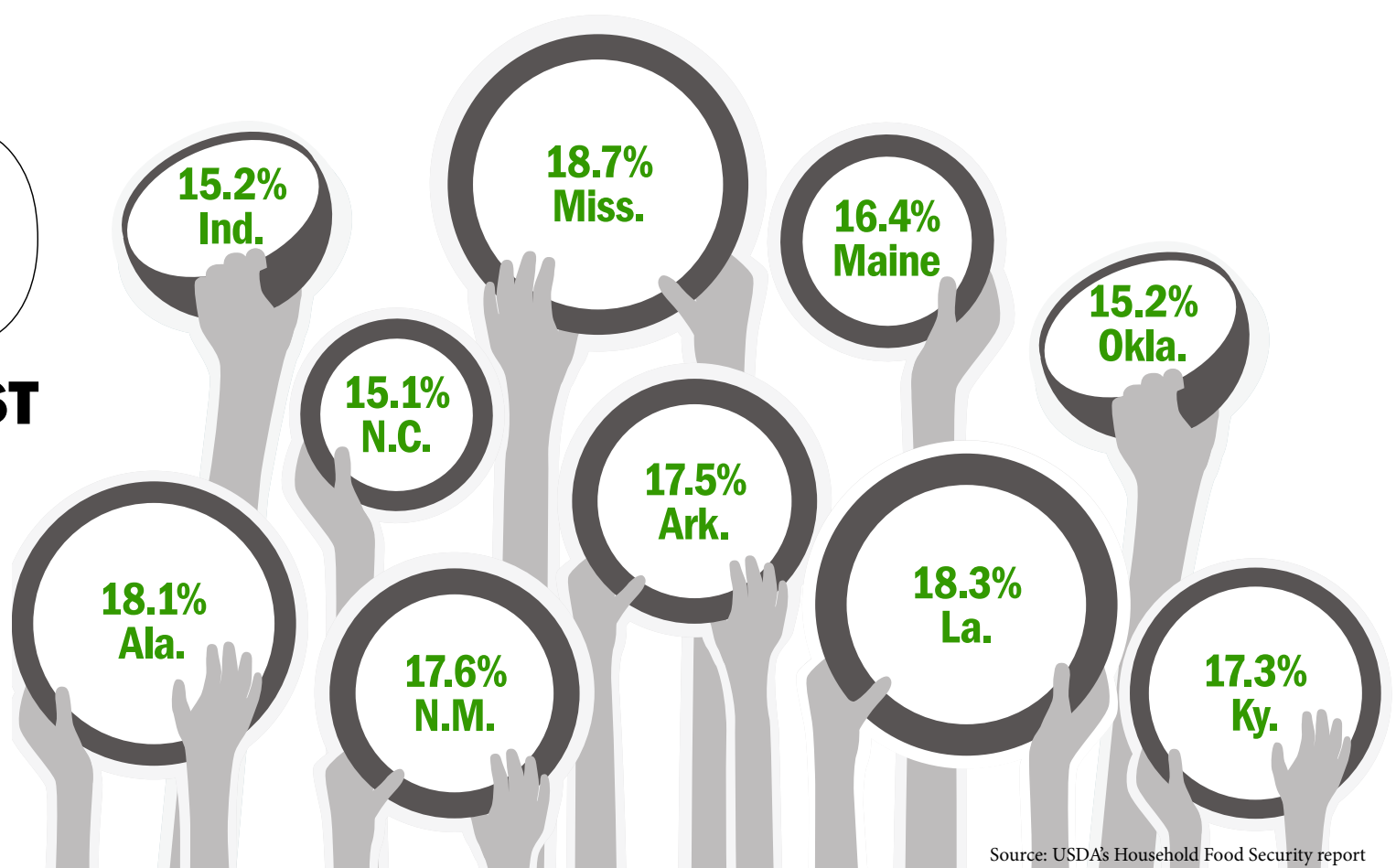
Where there was no existing grocery store, Louisville Forward is hoping to show a demand for one. A collaboration between Louisville Forward, Catholic Charities and the Dare to C.A.R.E. heart health screening program will maintain a standalone freezer and cooler at a Dare to C.A.R.E. drop site, dubbed "The Oasis," where fresh and frozen meat and vegetables will be available at wholesale cost.

The location is at the juncture of three distressed neighborhoods, with 15 percent - 30 percent unemployment and high participation in the Supplemental Nutrition Assistance Program (SNAP).

"We hope we can demonstrate that retail grocery has a space in the market that people might not think about when they are thinking about where to locate their grocery stores," Zawacki said. "If we show there's demand, it's an easier sell to the right grocer." 

10 HUNGRIEST STATES IN THE U.S.

Percentage of American households that were food insecure at least some time in 2016



Source: USDA's Household Food Security report

SPOTLIGHT ON:
**FOOD
INSECURITY**

Rural areas see highest SNAP participation

The Supplemental Nutrition Assistance Program (SNAP) is the nation's first line of defense against hunger and a key weapon for assisting low-income Americans and low-income communities.

It is critical for counties, including rural counties, many of which are especially hard hit by poverty and food insecurity.

Nearly 16 percent of all people in nonmetropolitan areas lived below the federal poverty line in 2016, in contrast with just over 12 percent of all people in metropolitan areas.

Households in rural counties (16 percent) participate in SNAP more often than those located in small town counties (15 percent) and metropolitan counties (13 percent), according to Food Research & Action Center (FRAC) analysis.

Receipt of SNAP benefits significantly promotes health and well-being in rural counties, based on research on SNAP nationally. SNAP's impacts include better dietary intake; in-

creased probability of reporting excellent or good health; and decreased health care spending, incidence of metabolic syndrome (e.g., obesity, diabetes, hypertension), and visits to doctors by adults and hospitals by children.

SNAP bolsters rural economies through normal streams of commerce. It benefits all parts of the food chain: farmers, producers, truckers, food retailers and grocery clerks.

Nationally, the Department of Agriculture has estimated that each \$1 of federally-funded SNAP benefits generates \$1.79 in economic activity.

Given the thin margins on which so many food retailers operate, SNAP redemptions help local food retail establishments to be economically viable.

In so doing, those substantial SNAP redemptions help maintain local food access in rural counties for both SNAP and non-SNAP residents.

SNAP benefits and other

SPEEDREAD

Of the 77 counties nationwide with SNAP participation levels at or above 30 percent of all households, more than two-thirds (69 percent) are rural counties.

Out of the 25 counties across the country with the highest percentage of SNAP-participating households, 21 are rural.

program resources contribute to comprehensive economic development strategies to grow jobs and opportunities in rural counties.

SNAP responds to changes in need, whether due to economic downturns or natural disasters. Rural counties are among those that have been hard hit by natural disasters in recent years.

From wildfires to Hurricanes Harvey and Irma, rural residents in California, Texas and Florida were among

those whose recovery was assisted by benefits through the quick-responding program Disaster SNAP in 2017.

Although SNAP participation is higher in rural areas, barriers that often prevent many more eligible rural households from accessing benefits include lack of information about SNAP, transportation barriers and limited resources/abilities to complete the required application processes.

To maximize SNAP's efficacy and reach in rural areas, six strategies can help residents to more easily access SNAP:

- Education and application assistance
- Mobile technologies and other tools to ease access to SNAP offices
- Exercising SNAP policy options to serve more working poor and other rural residents
- Practices to connect older adults to SNAP
- Plans for Disaster-SNAP to respond to future natural di-

sasters; and

- Ancillary SNAP resources for employment and training.

Rural county officials can provide leadership to make sure their counties are not leaving federal SNAP dollars on the table.

They can work with their federal and state government partners to adopt appropriate SNAP policies and practices that better meet their communities' needs.

They can convene community stakeholders to undertake SNAP informational efforts.

They can visit locations where individuals are screened for SNAP eligibility and farmer's markets and other food retailer locations where SNAP clients redeem their benefits.

CN

For technical assistance on these and other strategies to leverage SNAP resources for rural counties, contact Michelle Price at NACo, mprice@naco.org or FRAC at www.frac.org.



SPOTLIGHT ON:
**FOOD
INSECURITY**

Food Insecurity: Finding Homegrown Solutions

By **Garth N. Graham, MD**

The single biggest factor impacting your health today isn't something you'll find in a DNA kit or even during a routine physical. The answer is much closer to home. According to the CDC, a person's ZIP code is a greater predictor of their health and life expectancy than other factors, including genetics.

Access to healthy food, public safety and environmental factors are all part of the story and are more visible to a person's local county officials than their doctor. These factors are called social determinants of health (SDOH); they are becoming increasingly influential to our health as individuals and as communities.

At the Aetna Foundation, one determinant we are focused heavily on is increasing access to healthy foods. Ensuring easy access to farmers' markets and community gardens and making it easier for people to get to their local grocery store can help lower health issues related to obesity, such as diabetes.

While many of us are lucky enough to have full pantries and fridges, a large portion of the country is not as fortunate. More than 23 million Americans, including 6.5 million children, live in food deserts — places where fresh fruit and vegetables (and healthy foods in general) are largely inaccessible. A significant percentage of this group lives in low-income neighborhoods, both urban and rural.

This is a national problem, but the solutions are unique to each community and are growing in our own backyards. Through the Healthiest Cities & Counties Challenge, a partnership between the Aetna Foundation, the American Public Health Association and the National Association of Counties, we're empowering local communities to solve

the most pressing issues impacting their societies.

Most recently, our organizations recognized 15 communities making a particularly hard-hitting impact — several of which are working to fight nutrition issues and food insecurity. For example, in Waco-McClennan County, Texas, the county is helping increase access to healthy foods through a non-profit grocery store in an identified food desert. Together, they're bringing fresh foods to underserved communities through a "Veggie Van" and hosting workshops at the Waco Downtown Farmer's Market to pique interest in healthy food options.

In Leon County, Fla., the iGrow Food Network donated more than 100 pounds of fresh produce within a 60-day peri-

od, involved youth in summer camps and have reached more than 200 households in designated food desert areas.

Access to healthy food remains a pressing issue when it comes to determining the health of individuals and communities. We all have a role to play in combating the negative social determinants of health impacting individuals living in our cities and counties. Through our work with NACo, we are seeing that the best solutions to food insecurity are growing in our own backyards — in counties across the country. **CN**

Dr. Graham is president of the Aetna Foundation and vice president of Community Health for Aetna, Inc. He is also a cardiologist and public health expert.



The prevalence of food insecurity varied considerably among household types in 2016.

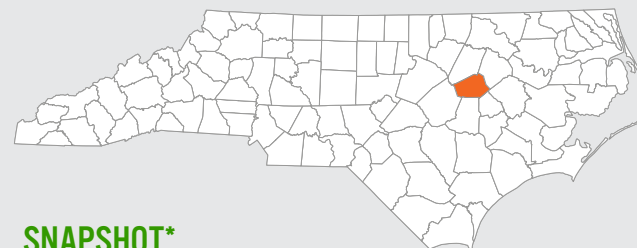
Rates of food insecurity were higher than the national average for the following groups:

- **All households with children** (16.5 percent),
- **Households with children under age 6** (16.6 percent),
- **Households with children headed by a single woman** (31.6 percent),
- **Households with children headed by a single man** (21.7 percent),
- **Women living alone** (13.9 percent),
- **Men living alone** (14.3 percent),
- **Black, non-Hispanic households** (22.5 percent),
- **Hispanic households** (18.5 percent), and
- **Low-income households with incomes below 185 percent of the poverty threshold** (31.6 percent; the Federal poverty line was \$24,339 for a family of four in 2016).

Source: USDA, Economic Research Service

SPOTLIGHT ON:
**FOOD
INSECURITY**

WILSON COUNTY, N.C.

**SNAPSHOT***

2017 Population: 81,700

2016 Unemployment Rate: 8.1%

2016 SNAP Recipient Households: 6,118

2016 Poverty Rate: 22.3% | 2016 Childhood Poverty: 35.8%

GOAL

The Wilson County Department of Social Services is working to increase efficiency of service delivery in order to better promote safety, self-determination and self-sufficiency for the residents in Wilson County, N.C.

SOLUTIONS

- Developed a "Self-Service Express Center" to increase the efficiency of SNAP and Medicaid applications and decrease case worker burden. Recognizing that many individuals and families need both programs, the county worked with a programmer to develop a joint application for SNAP and Medicaid services to further streamline the application process.
- Created a call center to address client needs and concerns. The dual goal of the call center is to efficiently resolve client and applicant issues and connect callers with a "real voice." The department is constantly evaluating the call center to improve delivery and reduce wait and service times.
- Piloted a lobby redesign initiative intended to create a built environment that is more conducive to efficient, comprehensive delivery of services. Once the redesign is completed, participants will be able to see case workers right in the lobby for quick-paced, "one-and-done" transactions—including first-time applications, changes to existing services and recertification.
- Established a "Ticket-to-Work" job fair at which indi-

viduals who have been designated as "ready to work" by a social worker or community partner can seek employment. The department also provides after-placement coaching to increase likelihood that participants will remain employed.

SUCCESSES AND OUTCOMES

- 77% of SNAP and nearly 60% of Medicaid walk-ins use the self-service kiosks. Case workers have started using the joint application for their one-on-one services, and report that it cuts their time with clients by 50%
- 80% of call-in customer needs are resolved through the call center
- The Wilson County Department of Social Services has reported an 80% reduction in TANF participation in the county

TIPS FOR OTHER COUNTIES

- **Be mission-driven.** Create a simple, clear mission statement that your employees and partners can understand and champion.
- **Focus on outcomes:** Once you have your organization aligned under one mission, determine clear indicators for success and build mechanisms for evaluation into your programs and initiatives.

Data Source: County Explorer
www.NACo.org/CountyExplorer

FOOD INSECURITY

Food Insecure in the United States

41,204,000

Percent of U.S. Population Food Insecure

13%

Average Meal Costs

\$3.00

Annual Food Budget Shortfall

\$21,122,544,000

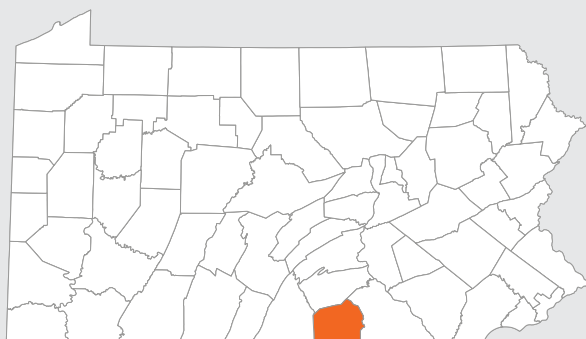


Source: Map the Meal Gap, Feeding America

SPOTLIGHT ON:

**FOOD
INSECURITY**

ADAMS COUNTY, PA.



Residents purchase fruit at a local farmer's market.

Photo courtesy of Adams County, Pa.

SNAPSHOT*

2017 Population: 102,300

2016 Unemployment Rate: 4.0%

2016 SNAP Recipient Households: 2,982

2016 Poverty Rate: 9.4% | 2016 Childhood Poverty: 14.0%

GOAL

Healthy Adams County's Food Policy Council — established in 2009 by proclamation of Adams County's Board of Commissioners — strives to ensure that all Adams County residents can access safe, nutritious and affordable food.

SOLUTIONS

- Through the Double Dollars program, the Adams County Farmer's Market matches up to \$15 daily in SNAP benefits, doubling participants' buying power for healthy foods.
- With funding support from the Food Insecurity Nutrition Incentive (FINI) grant program, Healthy Adams County was able to provide a "Veggie Bucks" program for SNAP participants, providing a 50% discount on all fresh fruits and vegetables sold through a partnership with a local grocery store — Ken-nie's Market. Veggie Bucks could be

applied to the five most expensive produce items at the point of sale. Through this program, the county sought to increase the number of healthy foods purchased by SNAP recipients and help familiarize participants with fresh fruits and vegetables. The program was provided during the winter months of 2017 and 2018.

- The Healthy Options Voucher Program was established to increase food security for residents in the food gap — individuals and families who are living on the cusp of SNAP eligibility (within 160 percent–250 percent of poverty level). Through this program, participants receive \$45 per month to use in the Adams County Farmer's Market. During the winter months, participants can use their vouchers at Ken-nie's Market. Participants also receive nutrition education as a part of this program.

SUCCESSES AND OUTCOMES

- 70% of Veggie Bucks program participants reported increased fruit and vegetable consumption; over 30% tried new fruits and vegetables
- Healthy Adams County reports a 96% redemption rate for Healthy Options vouchers, with 75% of voucher funds spent on fruits and vegetable

TIPS FOR OTHER COUNTIES

- **Develop partnerships before you begin.** Involve stakeholders in your vision from the beginning to ensure that your goals are shared and there is that investment and shared expertise from the outset.
- **When it comes to goal-setting, quality trumps quantity.** Set one to two feasible goals. This tip is especially important for rural counties that may lack capacity.

**All data from NACo County Explorer:*

www.NACo.org/CountyExplorer



NACo ANNUAL CONFERENCE AND EXPOSITION

DAVIDSON COUNTY /
NASHVILLE,
TENNESSEE
JULY 13-16, 2018

GAYLORD OPRYLAND RESORT & CONVENTION CENTER

LAST CHANCE TO SAVE. REGISTER BY JULY 6!

NACo Exposition

Explore products and services tailored to YOUR county's needs. For a list of exhibiting companies visit:
www.NACo.org/ExhibitMap

Friday: 4:00 p.m. - 6:00 p.m.

Welcome Reception - Enjoy refreshments and live music as you network with colleagues and representatives from over 150 companies!

Saturday: 9:00 a.m. - 3:00 p.m.

Lunch served from 12:00 p.m. to 1:00 p.m.

Sunday: 9:00 a.m. - 12:00 p.m.



U.S. Communities Lounge

The U.S. Communities Government Purchasing Alliance has several activities planned in the lounge. Treat yourself to refreshments, enter to win giveaways, have fun in the photobooth or fill a backpack with school supplies that will be donated to a local elementary school.

Friday: 4:00 p.m. - 6:00 p.m.

Photobooth

Saturday: 11 a.m. - 1 p.m.

Photobooth and backpack build

**HOTEL ROOMS
SELLING OUT.
BOOK NOW!**

CONFERENCE HIGHLIGHTS

Smarter Counties Summit: Technology
Driving Innovation

Crisis Communication Strategies for County
Officials

Leveraging New Technologies to Build More
Resilient & Sustainable Communities

Engaging Artists, Building Community

Affordable Housing Forum

Criminal Justice and
Behavioral Health

Emerging Strategies in Addressing Poverty

Land-Use Planning for
Large-Scale Solar Development

Automated Vehicle Employment
& Deployment

A How-To Discussion on Financing Main
Street Redevelopment Projects

Enhancing County Engagement in Early
Childhood Development

The Opioid Crisis: Supporting County Medical
Examiners' Offices

2020 Census: What Counties Need to Do
Now to Prepare



Full schedule of events available at www.NACo.org/Annual





★★★★ 2018
★★★★ NACo
ELECTION

FIND YOUR
VOTE TOTAL



2018

NACo

ELECTION

During NACo’s 2018 Annual Conference in Nashville-Davidson County, Tenn., delegates from member counties will cast their votes for a new executive leadership team and new policy positions for the American County Platform. Following are the vote totals for each member county. The number of votes assigned to each county is based on a formula that awards one vote for every \$1,200 (or fraction thereof) paid in NACo dues.

County delegates must be present at the Annual Business Meeting, Monday, July 16, to cast their votes.

Alabama

Autauga County	1
Baldwin County	3
Barbour County	1
Bibb County	1
Blount County	1
Butler County	1
Calhoun County	2
Chambers County	1
Cherokee County	1
Chilton County	1
Choctaw County	1
Clarke County	1
Clay County	1
Cleburne County	1
Coffee County	1
Colbert County	1
Conecuh County	1
Coosa County	1
Covington County	1
Crenshaw County	1
Cullman County	2
Dale County	1
Dallas County	1
DeKalb County	2
Elmore County	2
Escambia County	1
Etowah County	2
Fayette County	1
Franklin County	1
Geneva County	1
Greene County	1
Henry County	1
Houston County	2
Jackson County	1
Jefferson County	11
Lamar County	1
Lauderdale County	2
Lawrence County	1
Lee County	3
Limestone County	2
Lowndes County	1
Macon County	1
Madison County	6
Marengo County	1
Marion County	1
Marshall County	2
Mobile County	7
Monroe County	1
Montgomery County	4
Morgan County	2

Perry County	1
Pickens County	1
Pike County	1
Randolph County	1
Russell County	1
Shelby County	3
St. Clair County	2
Sumter County	1
Talladega County	2
Tallapoosa County	1
Tuscaloosa County	4
Washington County	1
Wilcox County	1
Winston County	1

Total 109

Alaska

Anchorage Municipality	5
City and Borough of Juneau	1
City and Borough of Sitka	1
City and Borough of Wrangell	1
City and Borough of Yakutat	1
Denali Borough	1
Fairbanks North Star Borough	2
Haines Borough	1
Kenai Peninsula Borough	1
Ketchikan Gateway Borough	1
Kodiak Island Borough	1
Matanuska-Susitna Borough	2
North Slope Borough	1
Petersburg Borough	1
Skagway Borough	1

Total 21

Arizona

Apache County	2
Cochise County	3
Coconino County	3
Gila County	1
Graham County	1
Greenlee County	1
La Paz County	1
Maricopa County	42
Mohave County	3
Navajo County	2
Pima County	16
Pinal County	3
Santa Cruz County	1
Yavapai County	3

Yuma County	3
-------------------	---

Total 85

Arkansas

Arkansas County	1
Ashley County	1
Baxter County	1
Benton County	3
Boone County	1
Bradley County	1
Calhoun County	1
Carroll County	1
Chicot County	1
Clark County	1
Clay County	1
Cleburne County	1
Cleveland County	1
Columbia County	1
Conway County	1
Craighead County	2
Crawford County	1
Crittenden County	1
Cross County	1
Dallas County	1
Desha County	1
Drew County	1
Faulkner County	2
Franklin County	1
Fulton County	1
Garland County	2
Grant County	1
Greene County	1
Hempstead County	1
Hot Spring County	1
Howard County	1
Independence County	1
Izard County	1
Jackson County	1
Jefferson County	2
Johnson County	1
Lafayette County	1
Lawrence County	1
Lee County	1
Lincoln County	1
Little River County	1
Logan County	1
Lonoke County	1
Madison County	1
Marion County	1
Miller County	1
Mississippi County	1

Monroe County	1
Montgomery County	1
Nevada County	1
Newton County	1
Ouachita County	1
Perry County	1
Phillips County	1
Pike County	1
Poinsett County	1
Polk County	1
Pope County	2
Prairie County	1
Pulaski County	7
Randolph County	1
Saline County	2
Scott County	1
Searcy County	1
Sebastian County	3
Sevier County	1
Sharp County	1
St. Francis County	1
Stone County	1
Union County	1
Van Buren County	1
Washington County	3
White County	2
Woodruff County	1
Yell County	1

Total 94

California

Alameda County	26
Alpine County	1
Amador County	1
Butte County	4
CAColusa County	1
Calaveras County	1
Contra Costa County	18
Del Norte County	1
El Dorado County	3
Fresno County	16
Glenn County	1
Humboldt County	3
Imperial County	3
Inyo County	1
Kern County	13
Kings County	3
Lake County	2
Lassen County	1
Los Angeles County	51
Madera County	3

Marin County	5
Mariposa County	1
Mendocino County	2
Merced County	4
Modoc County	1
Mono County	1
Monterey County	7
Napa County	3
Nevada County	2
Orange County	42
Placer County	5
Plumas County	1
Riverside County	29
Sacramento County	24
San Benito County	1
San Bernardino County	33
San Diego County	42
San Francisco City and County	14
San Joaquin County	11
San Luis Obispo County	5
San Mateo County	12
Santa Barbara County	8
Santa Clara County	30
Santa Cruz County	5
Shasta County	3
Sierra County	1
Siskiyou County	1
Solano County	7
Sonoma County	9
Stanislaus County	9
Sutter County	2
Tehama County	2
Trinity County	1
Tulare County	8
Tuolumne County	1
Ventura County	14
Yolo County	4
Yuba County	2

Total 505

Colorado

Adams County	7
Alamosa County	1
Arapahoe County	10
Archuleta County	1
Baca County	1
Bent County	1
Boulder County	5
Broomfield City	

and County	1
Chaffee County	1
Cheyenne County	1
Clear Creek County	1
Conejos County	1
Costilla County	1
Crowley County	1
Custer County	1
Delta County	1
Dolores County	1
Douglas County	3
Eagle County	1
El Paso County	10
Elbert County	1
Fremont County	1
Garfield County	1
Gilpin County	1
Grand County	1
Gunnison County	1
Hinsdale County	1
Huerfano County	1
Jackson County	1
Jefferson County	9
Kiowa County	1
Kit Carson County	1
La Plata County	1
Larimer County	5
Lincoln County	1
Logan County	1
Mesa County	3
Mineral County	1
Moffat County	1
Montezuma County	1
Montrose County	1
Morgan County	1
Otero County	1
Ouray County	1
Park County	1
Phillips County	1
Pitkin County	1
Prowers County	1
Pueblo County	3
Rio Blanco County	1
Rio Grande County	1
Routt County	1
Saguache County	1
San Juan County	1
San Miguel County	1
Sedgwick County	1
Summit County	1
Teller County	1

Washington County	1
Weld County.....	4
Yuma County.....	1

Total 110

Delaware

Kent County	3
New Castle County	9
Sussex County	3

Total 15

District of Columbia

District Of Columbia	11
----------------------------	----

Total 11

Florida

Alachua County.....	5
Baker County	1
Bay County	3
Bradford County.....	1
Broward County.....	30
Calhoun County	1
Charlotte County	3
Citrus County	3
Clay County.....	3
Collier County.....	5
Columbia County.....	2
DeSoto County.....	1
Dixie County.....	1
Duval County/City of Jacksonville	15
Escambia County	5
Flagler County.....	1
Franklin County	1
Gadsden County	1
Gilchrist County.....	1
Glades County	1
Gulf County	1
Hamilton County	1
Hardee County	1
Hendry County	1
Hernando County	3
Highlands County.....	2
Hillsborough County	19
Holmes County.....	1
Indian River County	3
Jackson County.....	1
Jefferson County	1
Lafayette County	1
Lake County.....	4
Lee County.....	9
Leon County.....	5
Levy County	1
Liberty County.....	1
Manatee County.....	5
Marion County	5
Martin County	3
Miami-Dade County	42
Monroe County	2
Nassau County.....	2
Okaloosa County.....	4
Okeechobee County	1
Orange County	16
Osceola County.....	3
Palm Beach County	21

Pasco County.....	7
Pinellas County	16
Polk County.....	10
Putnam County	2
Santa Rosa County.....	3
St. Johns County	3
St. Lucie County	4
Suwannee County	1
Taylor County	1
Volusia County	9
Wakulla County	1
Walton County.....	1
Washington County	1

Total 302

Georgia

Appling County.....	1
Athens-Clarke County.....	2
Augusta-Richmond County...	4
Baldwin County	1
Banks County.....	1
Bartow County	2
Bleckley County	1
Brantley County.....	1
Brooks County.....	1
Bryan County	1
Butts County.....	1
Camden County	1
Candler County	1
Carroll County	2
Catoosa County	1
Charlton County	1
Chatham County	5
Cherokee County.....	3
Clayton County.....	5
Clinch County.....	1
Cobb County	11
Columbia County.....	2
Cusseta-Chattahoochee County.....	1
Dade County	1
Dawson County	1
DeKalb County	12
Dougherty County	2
Douglas County.....	2
Elbert County	1
Fannin County.....	1
Fayette County	2
Floyd County	2
Forsyth County	2
Fulton County.....	16
Georgetown-Quitman County.....	1
Gilmer County	1
Glynn County	2
Grady County	1
Gwinnett County.....	10
Hall County	3
Hancock County.....	1
Haralson County.....	1
Harris County	1
Hart County.....	1
Henry County	2
Jackson County	1

Jeff Davis County.....	1
Jefferson County	1
Jones County	1
Lamar County.....	1
Lee County.....	1
Liberty County.....	2
Lowndes County.....	2
Lumpkin County	1
Macon-Bibb County	3
Madison County.....	1
McDuffie County.....	1
Mitchell County	1
Monroe County	1
Morgan County.....	1
Oconee County	1
Oglethorpe County	1
Paulding County.....	2
Peach County.....	1
Polk County.....	1
Putnam County	1
Rabun County	1
Rockdale County	2
Screven County	1
Spalding County.....	2
Stewart County	1
Sumter County	1
Talbot County	1
Taylor County	1
Thomas County	1
Troup County.....	2
Twiggs County	1
Union County	1
Walton County.....	1
Ware County	1
Warren County	1
Wayne County	1
Wheeler County.....	1
Whitfield County.....	2
Wilkinson County	1

Total 165

Hawaii

Hawaii County	3
Honolulu City and County....	16
Kauai County	2
Maui County.....	3

Total 24

Idaho

Ada County	6
Adams County.....	1
Bannock County.....	2
Bear Lake County	1
Benewah County	1
Bingham County.....	1
Blaine County	1
Boise County.....	1
Bonner County	1
Bonneville County	2
Boundary County	1
Butte County.....	1
Camas County.....	1
Canyon County.....	3
Caribou County	1

Cassia County.....	1
Clark County	1
Clearwater County.....	1
Custer County	1
Elmore County.....	1
Franklin County	1
Fremont County.....	1
Gem County	1
Gooding County	1
Idaho County	1
Jefferson County	1
Jerome County	1
Kootenai County.....	2
Latah County	1
Lemhi County.....	1
Lewis County.....	1
Lincoln County	1
Madison County	1
Minidoka County	1
Nez Perce County	1
Oneida County	1
Owyhee County	1
Payette County.....	1
Power County	1
Shoshone County.....	1
Teton County	1
Twin Falls County.....	2
Valley County	1
Washington County	1

Total 55

Illinois

Boone County	1
Cass County.....	1
Champaign County.....	4
Cook County	49
De Witt County	1
DeKalb County	2
DuPage County	16
Fayette County	1
Gallatin County	1
Jo Daviess County	1
Kane County	8
Knox County.....	1
Lake County	12
Livingston County.....	1
Marshall County	1
McHenry County.....	5
McLean County	3
Montgomery County.....	1
Moultrie County.....	1
Peoria County	4
Piatt County	1
Putnam County	1
Richland County.....	1
St. Clair County	5
Tazewell County.....	3
Warren County	1
Washington County	1
Will County.....	9

Total 136

Indiana

Adams County.....	1
Allen County.....	6

Bartholomew County.....	2
Benton County	1
Blackford County.....	1
Boone County	1
Brown County.....	1
Daviess County	1
Dearborn County.....	1
Decatur County	1
Dubois County	1
Elkhart County	4
Floyd County	2
Franklin County	1
Fulton County.....	1
Gibson County	1
Greene County	1
Hamilton County	3
Harrison County	1
Hendricks County	2
Henry County	1
Indianapolis and Marion County	16
Jay County	1
Jennings County	1
Johnson County.....	3
Knox County.....	1
Kosciusko County.....	2
Lake County	9
LaPorte County	2
Madison County	3
Marshall County	1
Monroe County	3
Montgomery County.....	1
Morgan County.....	2
Newton County	1
Noble County	1
Ohio County	1
Owen County.....	1
Parke County.....	1
Perry County	1
Pike County.....	1
Posey County	1
Pulaski County	1
Putnam County	1
Randolph County	1
Rush County.....	1
Shelby County.....	1
Spencer County.....	1
Steuben County	1
Sullivan County	1
Switzerland County	1
Tippecanoe County	3
Tipton County.....	1
Vanderburgh County.....	3
Vermillion County	1
Vigo County.....	2
Washington County	1
Wayne County	2
Wells County	1
White County	1

Total 111

Iowa

Adair County	1
Allamakee County	1

Appanoose County.....	1
Benton County	1
Black Hawk County.....	3
Boone County	1
Bremer County	1
Buchanan County.....	1
Buena Vista County.....	1
Butler County	1
Calhoun County	1
Carroll County	1
Cass County.....	1
Cedar County	1
Cerro Gordo County.....	1
Cherokee County.....	1
Chickasaw County.....	1
Clarke County.....	1
Clay County.....	1
Clayton County.....	1
Clinton County	1
Crawford County	1
Dallas County.....	1
Davis County.....	1
Des Moines County	1
Dickinson County	1
Dubuque County	2
Emmet County	1
Franklin County	1
Fremont County.....	1
Greene County	1
Grundy County	1
Hamilton County	1
Hardin County	1
Harrison County	1
Howard County.....	1
Humboldt County	1
Jackson County.....	1
Jasper County	1
Johnson County.....	3
Jones County	1
Kossuth County.....	1
Lee County.....	1
Linn County.....	4
Lucas County	1
Lyon County	1
Madison County	1
Marion County	1
Marshall County	1
Mills County	1
Mitchell County	1
Monona County.....	1
Osceola County.....	1
Palo Alto County.....	1
Plymouth County	1
Pocahontas County	1
Polk County.....	8
Pottawattamie County.....	2
Poweshiek County	1
Sac County	1
Scott County	3
Shelby County	1
Sioux County.....	1
Story County	2
Tama County	1
Union County	1

Wapello County.....	1
Warren County	1
Washington County	1
Wayne County.....	1
Webster County.....	1
Winnebago County.....	1
Winneshiek County.....	1
Woodbury County.....	2
Worth County	1
Wright County	1

Total 96

Kansas

Allen County.....	1
Anderson County.....	1
Atchison County	1
Barber County.....	1
Barton County.....	1
Bourbon County	1
Butler County	2

Cloud County	1
Coffey County.....	1
Crawford County	1
Decatur County	1
Dickinson County.....	1
Douglas County.....	2
Elk County.....	1
Ellis County	1
Ellsworth County	1
Finney County	1
Ford County	1

Franklin County	1
Geary County	1
Gove County	1
Greeley County.....	1
Greenwood County.....	1
Hamilton County	1
Harper County.....	1
Harvey County.....	1
Haskell County	1
Jackson County.....	1
Jefferson County	1

Jewell County	1
Johnson County.....	9
Kingman County.....	1
Labette County	1
Lane County.....	1
Linn County.....	1
Marion County	1
Marshall County	1
McPherson County	1
Miami County.....	1
Mitchell County	1

Morris County.....	1
Morton County	1
Nemaha County	1
Neosho County	1
Ness County	1
Norton County.....	1
Osage County.....	1
Phillips County	1
Pottawatomie County	1
Pratt County.....	1

Rawlins County	1
----------------------	---

Reno County	2
Republic County.....	1
Rice County.....	1
Riley County.....	2
Rooks County.....	1
Saline County.....	1
Sedgwick County.....	9
Seward County.....	1
Shawnee County	3
Sheridan County	1

Sherman County	1
Smith County.....	1
Stafford County.....	1
Stanton County	1
Stevens County	1
Trego County	1
Unified Government of Wyandotte County/Kansas City.....	3
Wilson County	1

Total 93

Kentucky

Adair County	1
Allen County.....	1
Anderson County.....	1
Ballard County	1
Barren County	1
Bath County	1
Bell County	1
Boone County	2
Bourbon County	1
Boyd County	1

Boyle County.....	1
Bracken County.....	1
Breathitt County.....	1
Breckinridge County	1
Bullitt County	2
Butler County	1
Caldwell County	1
Calloway County.....	1
Campbell County.....	2
Carlisle County.....	1
Carroll County	1

Carter County.....	1
Casey County	1
Christian County.....	2
Clark County	1
Clay County.....	1
Clinton County	1
Crittenden County	1
Cumberland County	1
Daviess County	2
Edmonson County.....	1

Elliott County	1
Estill County.....	1
Fleming County	1
Floyd County	1
Franklin County	1
Fulton County.....	1
Gallatin County	1
Garrard County.....	1
Grant County.....	1

Graves County.....	1
Grayson County.....	1
Green County	1
Greenup County.....	1
Hancock County.....	1
Hardin County	2
Harlan County	1
Harrison County	1
Hart County.....	1
Henderson County.....	1

Henry County	1
Hickman County.....	1
Hopkins County.....	1
Jackson County.....	1
Jessamine County.....	1
Johnson County.....	1
Kenton County	3
Knott County.....	1
Knox County.....	1
LaRue County.....	1

Laurel County.....	1
Lawrence County.....	1
Lee County.....	1
Leslie County	1
Letcher County	1
Lewis County.....	1
Lexington-Fayette County	5
Lincoln County	1
Livingston County.....	1
Logan County	1

Louisville Jefferson County Metro Government	13
Lyon County	1
Madison County.....	2
Magoffin County.....	1
Marion County	1
Marshall County.....	1
Martin County	1
Mason County.....	1
McCracken County	2
McCreary County.....	1

McLean County	1
Meade County.....	1
Menifee County	1
Mercer County.....	1
Metcalfe County.....	1
Monroe County	1
Montgomery County	1
Morgan County.....	1
Muhlenberg County.....	1
Nelson County.....	1

Nicholas County.....	1
Ohio County	1
Oldham County	1
Owen County.....	1
Owsley County	1
Pendleton County.....	1
Perry County	1
Pike County.....	2
Powell County	1
Pulaski County	2

Robertson County	1
Rockcastle County.....	1

Rowan County.....	1
Russell County	1
Scott County	1
Shelby County.....	1
Simpson County.....	1
Spencer County.....	1
Taylor County	1
Todd County.....	1
Trigg County	1
Trimble County	1

Union County	1
Warren County	2
Washington County	1
Wayne County	1
Webster County.....	1
Whitley County	1
Wolfe County.....	1
Woodford County	1

Total 149

Louisiana

Acadia Parish.....	2
Allen Parish.....	1
Ascension Parish.....	2
Beauregard Parish.....	1
Bienville Parish.....	1
Bossier Parish	2
Caddo Parish	5
Calcasieu Parish	4
Caldwell Parish.....	1
Cameron Parish	1

Catahoula Parish.....	1
Claiborne Parish.....	1
Concordia Parish.....	1
DeSoto Parish	1
East Baton Rouge Parish...8	
East Feliciana Parish	1
Evangeline Parish	1
Franklin Parish	1
Grant Parish.....	1
Iberia Parish.....	2

Iberville Parish	1
Jackson Parish	1
Jefferson Davis Parish.....	1
Jefferson Parish.....	8
Lafayette Consolidated Government	4
LaSalle Parish	1
Lincoln Parish	1
Livingston Parish	2
Madison Parish	1
Natchitoches Parish	1

Ouachita Parish.....	3
Pointe Coupee Parish	1
Rapides Parish.....	3
Red River Parish	1
Sabine Parish.....	1
St. Bernard Parish	2
St. Charles Parish.....	1
St. Helena Parish.....	1
St. James Parish.....	1
St. John the Baptist Parish	1

St. Landry Parish	2
St. Martin Parish	1

St. Mary Parish.....	1
St. Tammany Parish.....	4
Tensas Parish.....	1
Terrebonne Parish Consolidated Government	2
Vermilion Parish	1
Vernon Parish.....	1
Washington Parish	1
Webster Parish	1
West Baton Rouge Parish..	1
West Feliciana Parish	1
Winn Parish.....	1

Total 92

Maine

Androscoggin County	2
Aroostook County.....	2
Cumberland County	5
Hancock County	1
Kennebec County	3
Knox County.....	1
Lincoln County	1
Oxford County	1
Penobscot County	3
Piscataquis County	1

Sagadahoc County	1
Somerset County.....	1
Waldo County.....	1
Washington County	1
York County.....	4

Total 28

Maryland

Allegany County	2
Anne Arundel County.....	9
Baltimore City	11
Baltimore County	14
Calvert County	2
Caroline County	1
Carroll County	3
Cecil County.....	2
Charles County.....	3
Dorchester County	1

Frederick County	4
Garrett County	1
Harford County.....	5
Howard County.....	5
Kent County	1
Montgomery County.....	17
Prince George's County ..	15
Queen Anne's County	1
Somerset County.....	1
St. Mary's County.....	2

Talbot County.....	1
Washington County	3
Wicomico County	2
Worcester County.....	1

Total 107

Massachusetts

Bristol County	1
Nantucket County.....	1
Norfolk County	1

Total 3

Michigan

Alger County.....	1
Alpena County	1
Antrim County	1
Bay County	2
Branch County	1
Calhoun County	3
Charlevoix County.....	1
Cheboygan County	1
Clare County	1
Clinton County	2
Crawford County	1
Delta County	1
Dickinson County	1
Emmet County	1
Gogebic County.....	1

Grand Traverse County.....	2
Houghton County	1
Huron County.....	1
Iosco County.....	1
Iron County	1
Isabella County	2
Jackson County.....	3
Kalamazoo County	5
Kent County	11
Lake County	1
Leelanau County	1
Lenawee County.....	2
Mackinac County	1
Macomb County.....	15
Manistee County	1
Marquette County	2
Menominee County	1

Midland County.....	2
Missaukee County.....	1
Muskegon County.....	3
Newaygo County.....	1
Oakland County	21
Oceana County	1
Ontonagon County	1
Osceola County.....	1
Oscoda County.....	1
Otsego County	1
Ottawa County	5
Roscommon County	1
Saginaw County	4
St. Clair County	3
Tuscola County.....	1
Washtenaw County.....	6
Wayne County	32
Wexford County	1

Total 156

Minnesota

Aitkin County.....	1
Anoka County.....	6
Becker County.....	1
Beltrami County	1
Benton County	1
Big Stone County.....	1
Blue Earth County	2
Brown County.....	1
Carlton County	1
Carver County	2

Cass County.....	1	Steele County	1
Chippewa County	1	Stevens County	1
Chisago County.....	1	Swift County.....	1
Clay County.....	1	Todd County.....	1
Clearwater County	1	Traverse County.....	1
Cook County	1	Wabasha County.....	1
Cottonwood County.....	1	Wadena County.....	1
Crow Wing County	2	Waseca County	1
Dakota County	7	Washington County	4
Dodge County	1	Watonwan County	1
Douglas County.....	1	Wilkin County.....	1
Faribault County.....	1	Winona County.....	1
Fillmore County.....	1	Wright County	2
Freeborn County.....	1	Yellow Medicine County	1
Goodhue County	1		
Grant County.....	1		

Total 142

Hennepin County	20	Mississippi	
Houston County	1	Alcorn County	1
Hubbard County.....	1	Attala County.....	1
Isanti County.....	1	Benton County	1
Itasca County.....	1	Calhoun County	1
Jackson County.....	1	Carroll County	1
Kanabec County.....	1	Choctaw County	1
Kandiyohi County.....	1	Claiborne County	1
Kittson County	1	Clarke County.....	1
Koochiching County.....	1	Coahoma County	1
Lac Qui Parle County	1	Copiah County	1
Lake County.....	1	Covington County.....	1
Lake Of The Woods County.....	1	DeSoto County.....	2
Le Sueur County	1	Forrest County.....	2
Lincoln County	1	Franklin County	1
Lyon County	1	George County	1
Mahnomen County.....	1	Grenada County.....	1
Marshall County	1	Hancock County.....	1
Martin County	1	Harrison County	4
McLeod County	1	Hinds County	5
Meeker County.....	1	Holmes County.....	1
Mille Lacs County.....	1	Humphreys County.....	1
Morrison County.....	1	Itawamba County	1
Mower County	1	Jackson County.....	3
Murray County.....	1	Jasper County	1
Nicollet County.....	1	Jefferson Davis County	1
Nobles County	1	Jones County	2
Norman County.....	1	Kemper County	1
Olmsted County	3	Lafayette County.....	1
Otter Tail County.....	1	Lauderdale County.....	2
Pennington County.....	1	Leake County	1
Pine County	1	Leflore County.....	1
Pipestone County.....	1	Lincoln County	1
Polk County.....	1	Lowndes County.....	1
Pope County	1	Madison County.....	2
Ramsey County	9	Marion County	1
Red Lake County	1	Marshall County	1
Redwood County	1	Monroe County	1
Renville County	1	Montgomery County.....	1
Rice County.....	2	Neshoba County	1
Rock County.....	1	Newton County	1
Roseau County.....	1	Oktibbeha County	1
Scott County	2	Pearl River County	1
Sherburne County	2	Perry County	1
Sibley County	1	Pontotoc County.....	1
St. Louis County	4	Prentiss County	1
Stearns County	3	Quitman County.....	1
		Rankin County.....	3

Scott County.....	1
Sharkey County.....	1
Simpson County.....	1
Smith County	1
Stone County	1
Tate County	1
Tippah County.....	1
Tishomingo County.....	1
Tunica County	1
Union County	1
Walthall County.....	1
Warren County	1
Wayne County	1
Webster County.....	1
Wilkinson County	1
Yalobusha County	1
Yazoo County	1

Total 80

Missouri	
Adair County	1
Andrew County.....	1
Atchison County.....	1
Audrain County	1
Barry County.....	1
Barton County.....	1
Bates County	1
Benton County	1
Bollinger County.....	1
Boone County	3
Buchanan County.....	2
Caldwell County	1
Callaway County.....	1
Camden County	1
Cape Girardeau County	2
Carroll County	1
Carter County.....	1
Cass County.....	2
Cedar County	1
Chariton County	1
Christian County.....	1
Cole County	2
Cooper County	1
Dallas County.....	1
DeKalb County.....	1
Dent County.....	1
Franklin County	2
Gentry County	1
Greene County	5
Grundy County	1
Hickory County.....	1
Howard County.....	1
Howell County	1
Iron County	1
Jackson County.....	12
Jasper County	2
Johnson County.....	1
Laclede County	1
Lafayette County	1
Lincoln County	1
Linn County.....	1
Livingston County.....	1
Macon County.....	1
Madison County.....	1

Marion County	1
Miller County.....	1
Moniteau County.....	1
Morgan County.....	1
New Madrid County	1
Nodaway County	1
Oregon County	1
Ozark County.....	1
Perry County	1
Pettis County	1
Phelps County.....	1
Polk County.....	1
Randolph County	1
Ray County.....	1
Reynolds County	1
Ripley County.....	1
Scotland County.....	1
Scott County	1
Shannon County	1
St. Clair County	1
St. Francois County	2
Ste. Genevieve County.....	1
Stone County	1
Sullivan County	1
Taney County.....	1
Texas County.....	1
Vernon County.....	1
Warren County	1
Washington County	1
Wayne County.....	1
Webster County.....	1

Total 99

Montana	
Anaconda-Deer Lodge County.....	1
Beaverhead County.....	1
Big Horn County	1
Blaine County	1
Broadwater County.....	1
Butte-Silver Bow County...1	
Carbon County	1
Carter County.....	1
Cascade County.....	2
Chouteau County	1
Custer County	1
Daniels County.....	1
Dawson County	1
Fallon County	1
Fergus County	1
Flathead County.....	2
Gallatin County	2
Garfield County	1
Glacier County	1
Golden Valley County.....	1
Granite County	1
Hill County	1
Jefferson County	1
Judith Basin County.....	1
Lake County.....	1
Lewis And Clark County	2
Liberty County.....	1
Lincoln County	1
Madison County	1

McCone County.....	1
Meagher County.....	1
Mineral County.....	1
Missoula County	2
Musselshell County	1
Park County	1
Petroleum County.....	1
Phillips County	1
Pondera County	1
Powder River County.....	1
Powell County	1
Prairie County	1
Ravalli County	1
Richland County.....	1
Roosevelt County	1
Rosebud County.....	1
Sanders County	1
Sheridan County	1
Stillwater County.....	1
Sweet Grass County	1
Teton County	1
Toole County	1
Treasure County	1
Valley County	1
Wheatland County.....	1
Wibaux County	1
Yellowstone County	3

Total 63

Nebraska	
Adams County.....	1
Banner County	1
Boone County	1
Boyd County	1
Buffalo County	1
Burt County.....	1
Butler County	1
Cass County.....	1
Cedar County	1
Chase County.....	1
Cherry County	1
Cheyenne County	1
Clay County.....	1
Colfax County.....	1
Cuming County.....	1
Custer County	1
Dakota County	1
Dawson County	1
Deuel County	1
Dixon County.....	1
Dodge County	1
Douglas County.....	9
Fillmore County	1
Franklin County	1
Frontier County.....	1
Furnas County	1
Garden County	1
Greeley County.....	1
Hall County	1
Hamilton County	1
Harlan County	1
Hayes County.....	1
Holt County	1
Howard County.....	1

Jefferson County	1
Keith County	1
Kimball County.....	1
Knox County.....	1
Lancaster County	5
Lincoln County	1
Logan County.....	1
Madison County.....	1
Merrick County.....	1
Morrill County	1
Nance County	1
Nemaha County	1
Nuckolls County	1
Otoe County	1
Pawnee County	1
Perkins County	1
Phelps County.....	1
Red Willow County.....	1
Richardson County.....	1
Rock County.....	1
Saline County.....	1
Sarpy County	3
Saunders County.....	1
Seward County.....	1
Sherman County	1
Sioux County.....	1
Stanton County	1
Thayer County	1
Thomas County	1
Thurston County.....	1
Washington County	1
Wayne County	1

Total 80

Nevada	
Carson City	1
Churchill County.....	1
Clark County	22
Douglas County.....	1
Elko County.....	1
Esmeralda County.....	1
Eureka County.....	1
Humboldt County	1
Lander County.....	1
Lincoln County	1
Lyon County	1
Mineral County.....	1
Nye County	1
Pershing County.....	1
Storey County	1
Washoe County	7
White Pine County	1

Total 44

New Hampshire	
Belknap County.....	1
Carroll County	1
Cheshire County.....	1
Coos County	1
Grafton County.....	1
Hillsborough County	1
Merrimack County	1
Rockingham County	1
Strafford County.....	1

Sullivan County1

Total 10

New Jersey

Atlantic County.....5
Bergen County16
Cape May County2
Gloucester County.....5
Hudson County11
Somerset County.....6

Total 45

New Mexico

Bernalillo County.....12
Catron County.....1
Chaves County2
Colfax County.....1
Curry County1
De Baca County1
Dona Ana County4
Eddy County.....1
Grant County.....1
Guadalupe County1
Harding County1
Hidalgo County.....1
Lea County.....2
Lincoln County1
Luna County.....1
McKinley County2
Mora County1
Otero County.....2
Quay County1
Rio Arriba County1
Roosevelt County1
San Juan County3
San Miguel County1
Sandoval County2
Santa Fe County.....3
Sierra County1
Socorro County1
Taos County1
Torrance County1
Union County1
Valencia County2

Total 55

New York

Albany County.....6
Allegany County1
Cattaraugus County2
Cayuga County2
Dutchess County.....5
Erie County16
Essex County1
Genesee County.....2
Hamilton County1
Herkimer County2
Livingston County.....2
Madison County2
Monroe County13
Montgomery County.....1
Nassau County.....23
Orange County7
Orleans County1
Putnam County2

Rensselaer County3
Rockland County6
Saratoga County4
Schoharie County.....1
Seneca County.....1
Steuben County2
Suffolk County.....25
Sullivan County2
Ulster County4
Washington County2
Westchester County16
Wyoming County1
Yates County1

Total 157

North Carolina

Alamance County3
Alexander County1
Alleghany County1
Anson County.....1
Ashe County.....1
Avery County1
Beaufort County1
Bertie County.....1
Bladen County1
Brunswick County.....2
Buncombe County.....4
Burke County2
Cabarrus County3
Caldwell County2
Camden County1
Carteret County.....2
Caswell County.....1
Catawba County.....3
Chatham County1
Cherokee County.....1
Chowan County1
Clay County.....1
Cleveland County2
Columbus County.....1
Craven County.....2
Cumberland County6
Currituck County1
Dare County1
Davidson County.....3
Davie County.....1
Duplin County1
Durham County5
Edgecombe County1
Forsyth County6
Franklin County1
Gaston County4
Gates County1
Graham County1
Granville County.....1
Greene County1
Guilford County8
Halifax County.....1
Harnett County.....2
Haywood County1
Henderson County.....2
Hertford County.....1
Hoke County1
Hyde County1

Iredell County.....3
Jackson County1
Johnston County3
Jones County1
Lee County.....1
Lenoir County1
Lincoln County2
Macon County.....1
Madison County.....1
Martin County1
McDowell County1
Mecklenburg County13
Mitchell County1
Montgomery County.....1
Moore County2
Nash County2
New Hanover County3
Northampton County.....1
Onslow County3
Orange County3
Pamlico County1
Pasquotank County.....1
Pender County1
Perquimans County.....1
Person County.....1
Pitt County3
Polk County.....1
Randolph County3
Richmond County.....1
Robeson County.....3
Rockingham County2
Rowan County3
Rutherford County.....2
Sampson County.....2
Scotland County.....1
Stanly County.....2
Stokes County.....1
Surry County2
Swain County1
Transylvania County.....1
Tyrrell County1
Union County3
Vance County.....1
Wake County.....11
Warren County1
Washington County1
Watauga County.....1
Wayne County3
Wilkes County2
Wilson County2
Yadkin County1
Yancey County.....1

Total 197

North Dakota

Adams County.....1
Barnes County1
Benson County.....1
Billings County1
Bottineau County1
Bowman County.....1
Burke County1
Burleigh County.....2
Cass County.....3

Cavalier County1
Dickey County1
Divide County.....1
Dunn County1
Eddy County.....1
Emmons County1
Foster County.....1
Golden Valley County.....1
Grand Forks County2
Grant County.....1
Griggs County1
Hettinger County1
Kidder County1
LaMoure County.....1
Logan County1
McHenry County.....1
McIntosh County1
McKenzie County.....1
McLean County1
Mercer County.....1
Morton County1
Mountrail County.....1
Nelson County.....1
Oliver County.....1
Pembina County.....1
Pierce County.....1
Ramsey County1
Ransom County.....1
Renville County1
Richland County.....1
Rolette County1
Sargent County1
Sheridan County1
Sioux County.....1
Slope County1
Stark County1
Steele County1
Stutsman County1
Towner County.....1
Traill County1
Walsh County1
Ward County2
Wells County1
Williams County1

Total 58

Ohio

Adams County.....1
Allen County.....2
Ashtabula County.....2
Athens County.....2
Auglaize County1
Belmont County2
Carroll County1
Champaign County.....1
Clermont County4
Clinton County1
Columbiana County.....2
Crawford County1
Defiance County.....1
Delaware County2
Fairfield County3
Franklin County20
Fulton County.....1

Gallia County1
Hamilton County14
Highland County.....1
Holmes County.....1
Jackson County1
Jefferson County2
Knox County.....2
Lake County4
Lawrence County.....2
Licking County.....3
Lorain County.....6
Lucas County8
Mahoning County5
Marion County2
Meigs County1
Miami County.....2
Monroe County1
Montgomery County.....9
Morrow County.....1
Muskingum County.....2
Ottawa County1
Paulding County.....1
Perry County1
Pike County.....1
Portage County3
Preble County1
Ross County.....2
Sandusky County2
Scioto County2
Shelby County.....1
Summit County10
Trumbull County4
Union County1
Warren County3
Williams County1
Wood County3
Wyandot County.....1

Total 153

Oklahoma

Alfalfa County1
Beaver County.....1
Beckham County.....1
Blaine County1
Bryan County1
Caddo County1
Cherokee County.....1
Cleveland County4
Comanche County.....3
Cotton County1
Craig County1
Creek County2
Custer County1
Delaware County1
Grady County1
Grant County.....1
Greer County.....1
Harmon County1
Haskell County1
Hughes County.....1
Jackson County1
Jefferson County1
Johnston County1
Kay County.....1

Kiowa County1
LeFlore County1
Logan County1
Love County1
Major County1
Marshall County.....1
Mayes County1
Muskogee County.....2
Noble County1
Nowata County.....1
Oklahoma County.....12
Osage County.....1
Ottawa County1
Pawnee County1
Payne County2
Pontotoc County.....1
Pottawatomie County2
Roger Mills County.....1
Rogers County.....2
Sequoyah County1
Stephens County.....1
Texas County.....1
Tillman County1
Tulsa County11
Wagoner County.....2
Washington County1
Washita County.....1
Woods County.....1
Woodward County1

Total 85

Oregon

Baker County1
Benton County2
Clackamas County7
Clatsop County1
Columbia County.....1
Coos County2
Crook County1
Curry County1
Deschutes County2
Douglas County.....2
Gilliam County1
Grant County.....1
Harney County1
Hood River County.....1
Jackson County4
Jefferson County1
Josephine County2
Klamath County2
Lake County1
Lane County.....6
Lincoln County1
Linn County.....2
Malheur County.....1
Marion County6
Morrow County.....1
Multnomah County.....13
Polk County.....2
Sherman County1
Tillamook County.....1
Umatilla County2
Union County1
Wallowa County1

Wasco County	1
Washington County	8
Wheeler County	1
Yamhill County	2
Total 84	

Pennsylvania

Adams County	2
Allegheny County	21
Armstrong County	2
Beaver County	3
Bedford County	1
Berks County	7
Blair County	3
Bradford County	2
Butler County	4
Cambria County	3
Carbon County	2
Centre County	3
Chester County	9
Clarion County	1
Clearfield County	2
Clinton County	1
Columbia County	2
Crawford County	2
Dauphin County	5
Delaware County	10
Elk County	1
Erie County	5
Fayette County	3
Forest County	1
Franklin County	3
Fulton County	1
Greene County	1
Indiana County	2
Jefferson County	1
Juniata County	1
Lackawanna County	4
Lancaster County	9
Lawrence County	2
Lehigh County	6
Lycoming County	2
McKean County	1
Mercer County	2
Mifflin County	1
Monroe County	3
Montour County	1
Northampton County	5
Philadelphia County	26
Pike County	1
Potter County	1
Schuylkill County	3
Snyder County	1
Somerset County	2
Sullivan County	1
Tioga County	1
Union County	1
Warren County	1
Washington County	4
Wayne County	1
Wyoming County	1

Total 184

South Carolina

Abbeville County	1
Aiken County	3
Allendale County	1
Bamberg County	1
Barnwell County	1
Beaufort County	3
Berkeley County	3
Calhoun County	1
Charleston County	6
Chester County	1
Chesterfield County	1
Colleton County	1
Darlington County	2
Dillon County	1
Dorchester County	2
Fairfield County	1
Florence County	3
Georgetown County	2
Greenville County	8
Greenwood County	2
Hampton County	1
Horry County	4
Jasper County	1
Kershaw County	1
Lancaster County	2
Laurens County	2
Lee County	1
Lexington County	4
Marion County	1
Marlboro County	1
McCormick County	1
Newberry County	1
Orangeburg County	2
Pickens County	2
Richland County	7
Saluda County	1
Spartanburg County	5
Sumter County	2
Union County	1
Williamsburg County	1
York County	3

Total 88

South Dakota

Aurora County	1
Beadle County	1
Bennett County	1
Bon Homme County	1
Brookings County	1
Brown County	1
Brule County	1
Buffalo County	1
Butte County	1
Campbell County	1
Charles Mix County	1
Clark County	1
Clay County	1
Codington County	1
Corson County	1
Custer County	1
Davison County	1
Day County	1
Deuel County	1

Dewey County	1
Douglas County	1
Edmunds County	1
Fall River County	1
Faulk County	1
Grant County	1
Gregory County	1
Haakon County	1
Hamlin County	1
Hand County	1
Hanson County	1
Harding County	1
Hughes County	1
Hutchinson County	1
Hyde County	1
Jackson County	1
Jerauld County	1
Jones County	1
Kingsbury County	1
Lake County	1
Lawrence County	1
Lincoln County	1
Lyman County	1
Marshall County	1
McCook County	1
McPherson County	1
Meade County	1
Mellette County	1
Miner County	1
Minnehaha County	3
Moody County	1
Oglala Lakota County	1
Pennington County	2
Perkins County	1
Potter County	1
Roberts County	1
Sanborn County	1
Spink County	1
Stanley County	1
Sully County	1
Todd County	1
Tripp County	1
Turner County	1
Union County	1
Walworth County	1
Yankton County	1
Ziebach County	1

Total 69

Tennessee

Anderson County	2
Bradley County	2
Campbell County	1
Chester County	1
Hamilton County	6
Hardin County	1
Haywood County	1
Henry County	1
Hickman County	1
Knox County	8
Lauderdale County	1
Lincoln County	1
Marshall County	1
Metropolitan Government	

of Nashville and Davidson County	11
Montgomery County	3
Overton County	1
Roane County	1
Sevier County	2
Shelby County	16
Tipton County	1
Washington County	3
Weakley County	1
White County	1
Williamson County	3

Total 70

Texas

Andrews County	1
Aransas County	1
Austin County	1
Bandera County	1
Bell County	5
Bexar County	27
Borden County	1
Brazoria County	5
Brazos County	3
Brewster County	1
Brooks County	1
Calhoun County	1
Carson County	1
Chambers County	1
Comal County	2
Concho County	1
Cooke County	1
Coryell County	2
Crane County	1
Crockett County	1
Dallas County	40
Deaf Smith County	1
Denton County	7
Eastland County	1
El Paso County	14
Ellis County	2
Fannin County	1
Fort Bend County	6
Freestone County	1
Frio County	1
Gaines County	1
Garza County	1
Gillespie County	1
Glasscock County	1
Goliad County	1
Gonzales County	1
Gregg County	3
Grimes County	1
Hamilton County	1
Harris County	45
Harrison County	2
Hartley County	1
Hays County	2
Hidalgo County	10
Hood County	1
Hopkins County	1
Houston County	1
Hutchinson County	1
Irion County	1

Jack County	1
Jasper County	1
Jefferson County	5
Jim Wells County	1
Kaufman County	2
Kenedy County	1
Kimble County	1
Kleberg County	1
Lampasas County	1
Lavaca County	1
Leon County	1
Lipscomb County	1
Live Oak County	1
Madison County	1
Marion County	1
McLennan County	4
McMullen County	1
Midland County	3
Montague County	1
Moore County	1
Morris County	1
Navarro County	1
Nueces County	6
Ochiltree County	1
Oldham County	1
Palo Pinto County	1
Panola County	1
Polk County	1
Presidio County	1
Rains County	1
Real County	1
Robertson County	1
Rockwall County	1
Runnels County	1
San Augustine County	1
Scurry County	1
Shackelford County	1
Smith County	4
Starr County	2
Sterling County	1
Tarrant County	27
Terrell County	1
Terry County	1
Throckmorton County	1
Travis County	15
Trinity County	1
Tyler County	1
Upshur County	1
Washington County	1
Wharton County	1
Willacy County	1
Williamson County	4
Wilson County	1
Wise County	1
Yoakum County	1
Young County	1

Total 326

Utah

Beaver County	1
Box Elder County	1
Cache County	2
Carbon County	1
Daggett County	1

Davis County	5
Duchesne County	1
Emery County	1
Garfield County	1
Grand County	1
Iron County	1
Juab County	1
Kane County	1
Millard County	1
Morgan County	1
Piute County	1
Rich County	1
Salt Lake County	18
San Juan County	1
Sanpete County	1
Sevier County	1
Summit County	1
Tooele County	1
Uintah County	1
Utah County	7
Wasatch County	1
Washington County	2
Wayne County	1
Weber County	4

Total 61

Virginia

Accomack County	1
Albemarle County	2
Alleghany County	1
Amelia County	1
Amherst County	1
Appomattox County	1
Arlington County	4
Augusta County	2
Bath County	1
Bland County	1
Botetourt County	1
Brunswick County	1
Buchanan County	1
Buckingham County	1
Campbell County	1
Caroline County	1
Charles City County	1
Charlotte County	1
Chesterfield County	5
Clarke County	1
Craig County	1
Culpeper County	1
Cumberland County	1
Dickenson County	1
Dinwiddie County	1
Essex County	1
Fairfax County	19
Fauquier County	2
Floyd County	1
Fluvanna County	1
Franklin County	1
Frederick County	2
Giles County	1
Gloucester County	1
Grayson County	1
Greene County	1
Greensville County	1

Hanover County.....2
Henrico County6
Henry County1
Highland County.....1
Isle of Wight County.....1
James City County1
King And Queen County1
King George County.....1
Lancaster County1
Lee County.....1
Loudoun County.....3
Louisa County1
Madison County1
Mathews County1
Mecklenburg County1
Middlesex County.....1
Montgomery County2
Nelson County.....1
New Kent County1
Northampton County.....1
Northumberland County...1
Nottoway County1
Orange County1
Page County.....1
Patrick County.....1
Pittsylvania County.....2
Powhatan County1
Prince Edward County.....1
Prince George County1
Prince William County.....5
Pulaski County1
Rappahannock County1
Richmond County.....1
Roanoke County.....2
Rockbridge County1
Rockingham County2
Russell County1
Scott County1
Shenandoah County.....1
Southampton County1
Spotsylvania County.....2
Surry County1
Sussex County1
Tazewell County.....1
Warren County1
Washington County1
Westmoreland County1
Wise County.....1
Wythe County.....1
York County2

Total 134

Washington

Benton County3
Chelan County2
Clallam County.....2
Clark County7
Columbia County.....1
Cowlitz County2
Douglas County.....1
Ferry County.....1
Franklin County1
Garfield County1
Grant County.....2

Grays Harbor County2
Island County.....2
Jefferson County1
King County33
Kitsap County5
Kittitas County1
Klickitat County.....1
Lincoln County1
Okanogan County.....1
Pacific County1
Pend Oreille County.....1
Pierce County.....14
San Juan County1
Skagit County.....2
Skamania County.....1
Snohomish County.....11
Spokane County.....8
Stevens County1
Thurston County.....4
Wahkiakum County1
Walla Walla County.....1
Whatcom County.....4
Whitman County1
Yakima County5

Total 126

West Virginia

Barbour County1
Berkeley County2
Boone County1
Braxton County1
Brooke County1
Cabell County2
Clay County.....1
Doddridge County1

Fayette County1
Gilmer County1
Grant County.....1
Greenbrier County1
Hampshire County.....1
Hancock County.....1
Hardy County1
Harrison County2
Jackson County1
Jefferson County1
Kanawha County4
Lewis County.....1
Lincoln County1
Logan County1
Marion County1
Marshall County.....1
Mason County.....1
McDowell County1
Mercer County.....2
Mineral County.....1
Monongalia County2
Monroe County1
Morgan County.....1
Nicholas County.....1
Ohio County1
Pendleton County.....1
Pleasants County1
Pocahontas County1
Preston County1
Putnam County1
Raleigh County.....2
Randolph County1
Ritchie County.....1
Roane County1
Summers County.....1

Taylor County1
Tucker County.....1
Tyler County1
Upshur County1
Wayne County1
Webster County.....1
Wetzel County1
Wirt County1
Wood County2
Wyoming County1

Total 63

Wisconsin

Adams County.....1
Ashland County.....1
Barron County.....1
Bayfield County.....1
Brown County.....5
Burnett County.....1
Calumet County1
Chippewa County2
Clark County1
Columbia County.....1
Dane County9
Dodge County2
Door County.....1
Douglas County.....1
Dunn County1
Eau Claire County.....2
Florence County1
Fond du Lac County.....2
Forest County.....1
Grant County.....1
Green County1
Iowa County1

Jackson County.....1
Jefferson County2
Juneau County1
Kenosha County.....3
Kewaunee County1
La Crosse County2
Lafayette County1
Langlade County1
Lincoln County1
Marathon County3
Marinette County1
Marquette County1
Milwaukee County16
Monroe County1
Oconto County1
Oneida County1
Outagamie County3
Ozaukee County2
Pierce County.....1
Polk County.....1
Portage County2
Price County.....1
Racine County.....4
Richland County.....1
Rock County.....3
Rusk County.....1
Sauk County2
Sawyer County1
Shawano County1
Sheboygan County2
St. Croix County.....2
Taylor County1
Trempealeau County.....1
Vernon County.....1
Vilas County.....1

Washburn County.....1
Washington County3
Waukesha County7
Waupaca County.....1
Waushara County.....1
Winnebago County3
Wood County2

Total 124

Wyoming

Albany County.....1
Big Horn County1
Campbell County.....1
Carbon County1
Converse County1
Crook County1
Fremont County.....1
Goshen County1
Hot Springs County.....1
Johnson County.....1
Laramie County.....2
Lincoln County1
Natrona County.....2
Niobrara County.....1
Park County1
Platte County1
Sheridan County1
Sublette County1
Sweetwater County.....1
Teton County1
Uinta County.....1
Washakie County1
Weston County.....1

Total 25



BRIGHT IDEAS | MERCER COUNTY, W.Va.

A county with heart cleans up its act

PROBLEM:

Too much trash was ending up on the side of the roads in Mercer County, W.Va.

SOLUTION:

Create an annual 40-day spring clean-up blitz powered by hundreds of volunteers.

By Mary Ann Barton
senior staff writer

When Greg Puckett became a county commissioner in Mercer County, W. Va., in 2015, one of the first things he did was put out a call to community leaders to help him organize a clean-up campaign to get rid of tires, trash and old furniture strewn about the county.

“When I became a commissioner, one of the major things I wanted to see was a cleaner county,” he said. “My philosophy is if you look better you feel better, if you feel better you act better.” Puckett contacted the Convention and Visitors Bureau, the schools, local municipalities and the solid waste authority to help get the effort off the ground.

To help attract volunteers and get the momentum going, they created a campaign, branding it “Love Where You Live: Keep Mercer Clean.” A local graphic artist created several logo samples for them to choose from, and the logo they decided on was featured everywhere — from Facebook posts to murals painted on the sides of buildings around the county.

After finding volunteers via social media (Facebook, Twitter and Instagram) and purchasing grabbers, trash bags and fluorescent vests, the group decided they would clean up the county during a 40-day blitz from March 20 to April 30. (Puckett said he knew social media was the way to grab attention, after us-



Rocky the Raccoon gets an assist from a helper during clean-up efforts in Mercer County, W. Va.

Photo courtesy of Mercer County

ing it when he ran for office. “I only spent \$2,300 on my campaign.”)

That was in 2015 and the cleanup campaign has blossomed into an annual effort. It even has a mascot now, Rocky the Raccoon.

“The story behind Rocky is raccoons are usually a menace,” Puckett said with a laugh. “We said Rocky was very conscious about the environment, he didn’t like the way that his brethren were tearing up stuff and he wanted to be responsible.”

The cleanup has led to inspiration to tidying the county even more, he said. “It’s all coming together,” he said. “We’re working on a dilapidat-

ed structures ordinance — we don’t have zoning in the county so it’s sort of the Wild West in terms of accountability. This is community ownership. Community ownership creates accountability.”

The schools got into the act as well. “Not only is it about clean-up, it’s about education,” Puckett said. One year, students created environmental posters. The next year, they repurposed recycled materials. “Hey you can make a bird feeder, you can make a cat bed — it makes it an engaging thing where we can educate them about ‘Don’t let this trash get out there, you can repurpose it,’” he said.

The county has received

grants for their efforts and now has a truck to use during cleanups, as well as new trailers and recycling bins.

Puckett said their efforts have not only changed the landscape of the county, but attitudes as well.

“Unfortunately, in southern West Virginia, because of the economic depravity that we see, there is a mindset of ‘Well, we just don’t care,’” Puckett said. “I think that’s what we are trying to instill in people. You do need to care, you do need to love where you live.” **CN**

For more information about the cleanup campaign, contact Puckett here: gregpuckettwva@gmail.com.

Main Street winner, too

From SCOTUS page 3

parity for Main Street retailers and will help close an ever-growing sales tax collection loophole that results in billions of dollars in revenue going uncollected each year,” NACo said in a statement. “For 26 years, the court has waited for Congress to fix this problem, but Congress demurred. Therefore, the court revisited the issue and recognized that the nature of contemporary commerce necessitates that all sellers, regardless of their location, follow the same laws. No more, no less.”

In the Supreme Court’s decision, Justice Anthony Kennedy wrote the majority opinion, stating that brick-and-mortar stores were being put at a disadvantage by having to charge a sales tax while online retailers did not. That rule “prevented market participants from competing on an even playing field,” he wrote. “It is unfair and unjust to those competitors, both local and out of state, who must remit the tax; to the consumers who must pay the tax; and to the states that seek fair enforcement of the sales tax — a tax many states for many years have considered an indispensable source for raising revenue,” he wrote.

In a dissenting opinion, Chief Justice John Roberts said that the decision could detract from online sales “significant and vibrant part of our national economy.”

Those who voted in the majority were: Justices Anthony Kennedy, Clarence Thomas, Ruth Bader Ginsburg, Samuel A. Alito Jr. and Neil M. Gorsuch. Those who voted in the minority were: Justices John Roberts, Stephen Breyer, Sonia Sotomayor and Elena Kagan.

Read the opinion of the court at <https://bit.ly/2lmAMwR>. **CN**

Mary Ann Barton, Jack Peterson and Lisa Soronen contributed to this report.

NEWS FROM ACROSS THE NATION



Spivey

ALABAMA

Most 18-year-olds are likely spending their summers around the pool or working at their first job. Weston Spivey is preparing to join the **Board of Commissioners** in **GENEVA COUNTY** this fall after winning the Republican primary June 5. No Democrat or independent entered the race.

Spivey ran his campaign while he was a senior at Ridgecrest Christian School and helping out at the family business, a farm-to-fork food distributor. "That was one of the biggest challenges — trying to graduate and campaign and run the business all at the same time," he said. During his campaign, he focused primarily on economic development and supporting emergency re-

sponders.

A volunteer firefighter himself, he noted that first responders "have got to have the equipment they need to operate." He also said he hopes to improve the county's infrastructure, noting the county's 600 miles of dirt roads.

CALIFORNIA

- By a 3-2 vote, the **SACRAMENTO COUNTY** Board of Supervisors ended a contract between the county and DHS' Immigration and Customs Enforcement (ICE) to **detain immigrants** in county facilities while they awaited deportation proceedings, *The Sacramento Bee* reported. Since 2013, the Sheriff's Department received undocumented people detained by federal immigration authorities and housed them at a correctional center. ICE paid the department millions of dollars per year to provide up to 165 beds for ICE detainees.

"Our budgets must reflect our values," Supervisor Phil Serna said. "I do not value jailing immigrants, some of whom have not committed any criminal violations." Proponents of the contract, Supervisors Sue Frost and Susan Peters, argued

that it was "humanitarian" to renew the contract because it could allow some detainees to remain closer to family, the newspaper reported.

vote.

- In a first for the Golden State, Punjabi, a language spoken primarily in Pakistan and India, made its way onto the **ballot** June 5 in **SUTTER COUNTY**, where 15 percent of the population speaks the language, CBS-13 reported. California's election law states that if 3 percent of the population speak a certain language, a ballot must be provided in that language.

FLORIDA

- Starting July 1, **PALM BEACH COUNTY** will limit **driver's license services** for non-county residents, the *Palm Beach Post* reported. Non-residents will need to make an appointment in person in advance by visiting the tax collector's office. About 100,000 out-of-county residents seek licenses there each year and with the closing of another driver's license office coming June 29, lines are expected to get even longer. Residents may still ap-

ply online. "My first priority is to the Palm Beach County taxpayers," Tax Collector Anne Gannon announced. "I want to make sure our residents receive the attention and level of service they paid for and deserve."

- PINELLAS COUNTY** recently completed a six-day **hurricane preparedness exercise**, bringing all departments together to get on the same page and share lessons learned, the *Tampa Bay Times* reported. One of those lessons was about the evacuation process. Interim Emergency Management Director David Halstead said they will get information out to residents more often and sooner, if needed, this hurricane season. Another area of concern included maintaining power at more than 300 sewage lift stations. The county utilities department has 25 mobile generators; trucks are outfitted with software to help workers keep tabs on any problems.

HAWAII

An eruption June 10 at the summit of Hawaii's **Kilauea volcano** stands as the most destructive in U.S. history since at least the 1980 eruption of Mount St. Helens in Washington state, according to a report by Scott Rowland, a volcanologist at the University of Hawaii at Manoa. **HAWAII COUNTY** Mayor Harry Kim lost his vacation home June 5 to a river of lava from the Kilauea volcano. Kim had purchased the property in 1971 for \$5,000. The volcano began erupting May 3 and has devastated the area. The last official count of homes destroyed stands at 117. The Hawaii County Civil Defense said they expect that number to rise. Read more about the volcano eruption in *County News* here: <https://bit.ly/2JiwxRs>

KENTUCKY


In a message to the public on its Facebook page, the **FRANKLIN COUNTY** Sheriff's Department reminded residents that **marijuana is not legal** in the county or the state, following a drug bust. The sheriff

posted a photo of the suspect as well as two pounds of marijuana, \$5,000 in cash and an AK-47 found at the suspect's home, along with the hashtag ... #THISAINTCOLORADO-BRO.

MICHIGAN

Taking photos in an **OTTAWA COUNTY** park won't be as simple as saying "cheese!" come this fall. That's when the county plans to start enforcing a rule for commercial photographers who need to have a permit before snapping photos for weddings or other events. The county decided to start enforcing the rule in order to maintain the tranquil ambiance of the parks. "Recently, several photographers have taken advantage of that leniency and set up makeshift studios in the parks complete with signage, props, lights and even a receptionist desk," the county noted in a news release. "Others frequently blocked trails or prevented regular users from accessing parts of the park."

Permits will cost \$25 for a day pass or \$150 for an annual pass. Funds from the permits will be used to help regulate the policy.



ARIZONA

MARICOPA COUNTY is handing out \$150 vouchers toward the purchase of **electric lawn mowers**. The county's air quality department is teaming up with the state department of environmental quality to offer the vouchers to those willing to trade in their gas-powered mowers, *The Republic* newspaper reported. High pollution alerts triggered by ozone are common in the area, especially in warmer months.





NEVADA

CLARK COUNTY Commissioners plan to vote on a resolution calling for Congress to release almost 39,000 acres of **federal land** to the Las Vegas metropolitan area so it can grow beyond its current boundaries.

The commissioners' proposal also would designate new wilderness and set aside tens of thousands of acres as areas of critical environmental concern for the desert tortoise and other protected species. The land is outside the existing disposal boundary established in 1998 as part of the Southern Nevada Public Land Management Act, which allows for the sale of federal land within the Las Vegas Valley for private development, the *Review-Journal* reported.

MINNESOTA

HENNEPIN COUNTY has hired a director of **disparity reduction**. Alex Tittle will look to reduce differences in areas such as employment and income that adversely impact residents. "These differences affect residents negatively, and Hennepin County must align its work under the priority of reducing disparities in 2018 and beyond," said County Administrator David J. Hough. Tittle will develop and implement plans to reduce disparities in several areas including education, employment, health, housing, income, justice and transportation.

NEW YORK

- **ERIE COUNTY** is cracking down on people who park in **handicapped spots** illegally with increased enforcement. If the sheriff's office finds the permit holder is not in the car, not only will violators face a ticket, but the permit will be seized and returned to the municipality that issued it.

A recent report shows the county has collected 36 percent more in the \$30 surcharges related to handicapped parking violations compared to last year. Half of that fee goes to the county to pay for handicapped park-

ing education programs.

OREGON

Following China's refusal to accept some Western recyclables, **MARION COUNTY** residents are facing fines if they include certain materials in their weekly pickup. China previously took most of Oregon's recycling.

Now, shredded paper, egg cartons, milk boxes, most plastic containers and a long list of other items are banned from curbside recycling barrels, and members of the Mid-Valley Garbage & Recycling Association can fine customers as much as \$15.45 per pickup.

DOUGLAS COUNTY halted all recycling completely in response to the Chinese ban.

PENNSYLVANIA

Analysis by the *Pittsburgh*

City Paper shows that Amazon's **failure to collect local sales tax** is depriving the **ALLEGHENY COUNTY** library system of \$1.49 million annually. A study by the Institute on Taxation and Economic Policy concluded that Amazon isn't collecting the 1 percent sales tax the county levies on local purchases. The Regional Asset District tax contributes to public parks, museums and distressed municipalities in addition to generating more than \$31 million yearly to public libraries.

UTAH

The **UTAH COUNTY** Commission passed an ordinance **banning camping** on county property. The ban was motivated by long-term homeless camps that were saturated with human waste and comprise a

health hazard.

The ban applies both within city limits and in unincorporated areas, except in established campsites. It also bans the construction of semi-permanent or permanent structures.

Law enforcement can remove the campsite if the camper does not move after being given reasonable notice, if the property appears to be abandoned or unclaimed, if the property is contraband, if officials have probable cause to believe that illegal activities are occurring at the campsite or if the property presents immediate danger to human life, health or safety, *The Daily Herald* reported.

VERMONT

In advance of a change July 1 that will allow Vermont residents to possess a small amount of marijuana, the **WINDSOR COUNTY** state's attorney organized an **expungement workshop** for residents to erase their records of misdemeanor marijuana charges.

Petitions for expungement will be submitted after July 1. Ultimately, a judge will decide if an expungement is warranted based on the nature of the conviction.

VIRGINIA

Solar energy farm proposals must include a traffic study and a plan for how the installation will be decommissioned after the life of the project, according to an ordinance passed by the **CAMPBELL COUNTY** Board of Supervisors. The ordinance will require solar inverters to be set back 500 feet from the property line for noise mitigation, the *Lynchburg News and Advance* reported.

WASHINGTON

In a case brought by **KING COUNTY**, a federal judge has blocked a Department of Health and Human Services effort to cut off funding for **sex education programs** that were not focused on abstinence.

KING COUNTY sued the federal government when the last three years of a five-year, \$5 million grant was in jeopardy, the Associated Press reported. Multnomah County, Ore. also sued.

King County said HHS offered shifting explanations about why it was ending the funding. Multnomah County said states like Oregon, which mandate scientific curriculums, would be at a disadvantage.

U.S. District Judge John C. Coughenour wrote that the department's "failure to articulate any explanation for its action, much less a reasoned one based on relevant factors, exemplifies arbitrary and capricious agency action meriting reversal."

WISCONSIN

After years of using **private email**, **RACINE COUNTY** supervisors will be assigned county accounts for all county business.

Michael Lanzdorf, corporation counsel for the county, told *The Journal Times* that this change would keep the county in line with state and federal statutes on records retention and public records laws.

News from Across the Nation is compiled by Charlie Ban and Mary Ann Barton, senior staff writers. If you have an item for News From, please email cban@naco.org or mbarton@naco.org.

NEW YORK

- **CHEMUNG COUNTY** might have found a clue to cutting down its high obesity rates for adults and adolescents. The county's health department is holding a **summer-long scavenger hunt** in the county's parks. Solving each puzzle will earn one entry into a random drawing for gifts.

"We, on purpose, designed it trying to find clues where you couldn't find them online, you couldn't drive around in your car and look and see. We tried to make the clues where you had to get out of your car, walk on the trail, walk around the park, and look for what the answer to the clue is. The point is to get people out and walking," Dawn Bush, public health coordinator for the health department, told *My Twin Tiers*.



the HR DOCTOR

With Phil Rosenberg

Phil Rosenberg

Lowering Life Expectancy – Harming Dreams

America is the land of dreams. We are so fortunate to live in a place where dreams about positive futures for ourselves and our families have a real chance of coming true. Yet for many around the world, including many in America, dreams of what could be often give way to more immediate critical needs like where the next meal will come from or where we will sleep tonight. Even these folks have a better chance to survive and thrive than people in many other countries.

Our most pervasive “American Dream” isn’t about buying some flashy new car, RV or even a home of our own. It is about our children. We dream about and have come to expect that the lives of our children will be longer and better than our own lives or those of our forebears.

The average life expectancy of Americans has risen every year almost without exception for as long as we have kept records of such things. The life expectancy figure is a compelling metaphor for our overall well-being, both in terms of personal health and, in a larger sense, the health of the country.

We have much to celebrate when we see the number increase. Likewise, when and if the number goes down, we had better pay attention and consider why this is happening in the richest of nations.

The “we better pay attention” warning came once again with the release of the most recent year of statistics on life expectancy released by the Centers for Disease Control.

The life expectancy for Americans declined for the second straight year — the first such double year decline since the early 1960s — nearly two generations ago. The life expectan-

cy is now 78.6 year, ranking the USA 30th among nations.

Any of us working in local government know that poor health in the community is a major public administration issue not just a personal health one. Indigent health care is a public expense, not to mention one which impacts the insurance premiums for those lucky enough to have coverage.

The large bulk of fire-rescue calls have nothing to do with fires. Rather they are medical calls. Local law enforcement is our prime acute mental health intervention agency, notwithstanding limited training for officers in this area.

Mental illness aligns with economic dislocation and drug use to create homelessness, hunger and yet more health issues. Lack of insurance coverage drives many to delay or avoid the health care they need until the problem is acute and hugely expensive emergency rooms or trauma units become a person’s doctor’s office.

There are more gun violence deaths now than vehicle accident deaths in 21 states and the overall number of such deaths is converging. Suicide ranks in

the top 10 causes of death ... in a tragic lineup with heart disease, cancer, accidents, chronic lung disease, stroke, influenza, kidney disease, diabetes and Alzheimer’s.

The science behind most of these plagues is increasingly better understood. But science alone is not the answer to longer and healthier lives. The politics of the country, along with education and science, determines the life expectancy of our children.

A nation without universal health care access is not a truly advanced one. A nation where shortages in available health care professionals is chronic in many places has to rethink its support for the education of physicians and nurses. The debt faced by new doctors, now averaging \$190,000, retards health care. The burdensome paperwork and insurance restrictions make doctors want to call in sick.

We undervalue prevention and health education in favor of intervention only after acute symptoms of illness appear. That intervention, we all know, usually comes in the form of drug prescriptions. I know you

believe me, but just in case you don’t, try calling in sick yourself one afternoon. Waste hours of your precious life watching daytime TV. This “delightful” experience is highlighted by a constant litany of drug commercials, intermingled with lawyer commercials urging you to sue the makers of “bad drugs.”

A final key element in this depressing discussion is the increasing difficulty we seem to have in accepting personal responsibility for what we do.

Lifestyle choice, or lack of choices, drives many of the leading causes of death. Smoking — and now e-smoking — along with little or no exercise, poor diets and meager social engagement harm our physical and mental health.

What can we do? We can begin by realizing that our best hope for longer and healthier lives rests at the personal level.

A brilliant doctor friend responded to my question about how to lose weight by saying, “Eat less, move more.” That is a powerful prescription.

It goes along with not watching as much TV or otherwise staring at the screens of our

electronic toys. Instead, engage more with friends, volunteer for charity work, take up hobbies and, as my K9 health professionals remind me, get a dog.

At the community level, we can create “healthy community” initiatives, improve parks, issue challenges, involve local businesses and schools, and teach every one of our kids about actions to improve health while caring more for others.

These ideas are every bit as important to our personal “security” as building fences and walls and hiring additional police officers.

Despite all of this, however, only a national “brain transplant” to implement universal health care, to encourage innovation in science and bureaucratic process improvement, to mitigate health professional’s debt in trade for public health service, and to create sustained support for preventive health will return the dream of longer and better lives for our kids and ourselves.

We have the knowledge to improve life expectancy. The question is whether or not we have the will to do so. **CN**

