



STRONGER COUNTIES.
STRONGER AMERICA.

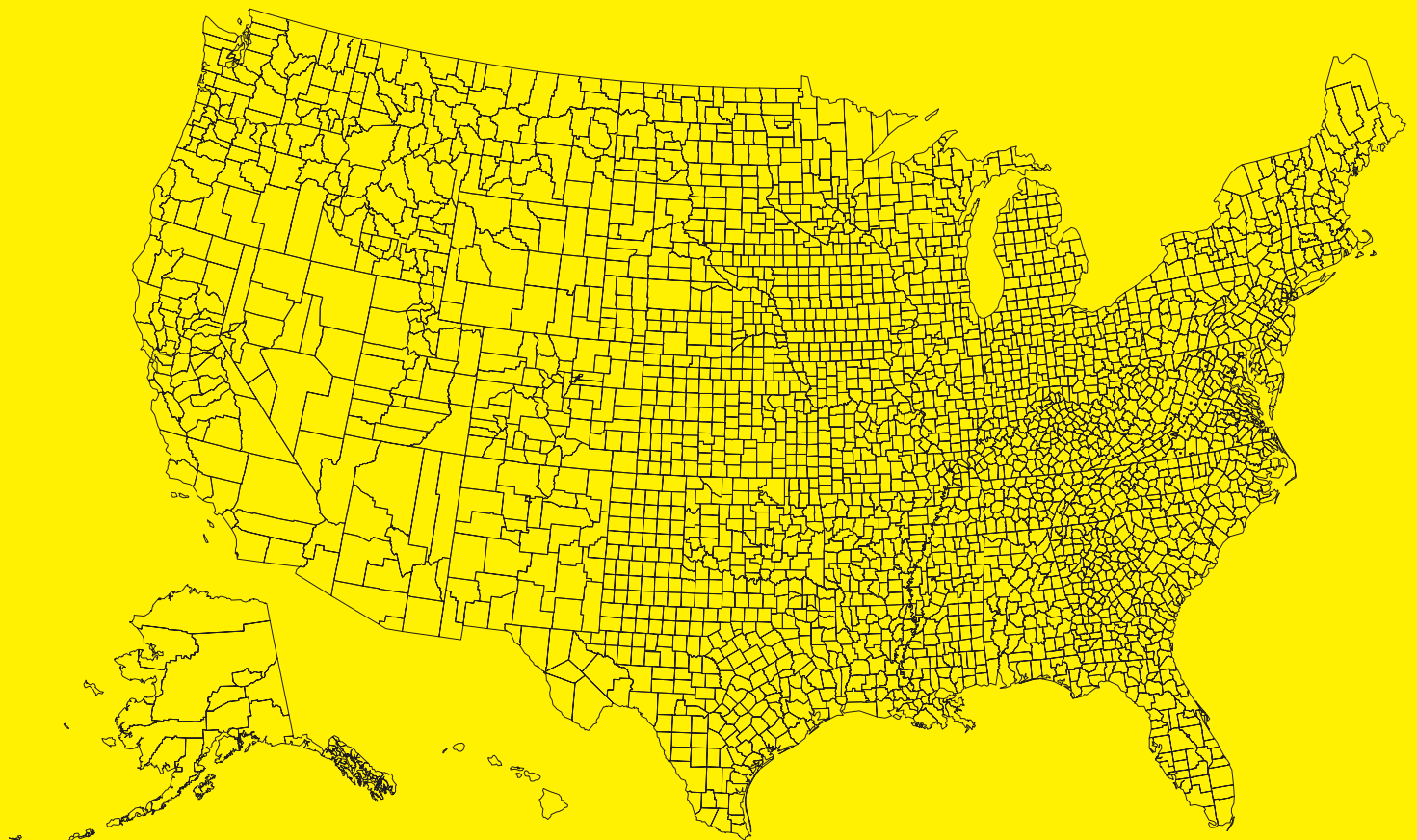
COUNTIES
MATTER



COUNTIES' HISTORY & DIVERSITY

Counties are one of America's oldest forms of government, dating back to 1634 when the first county governments (shires) were established in Virginia. The organization and structure of today's 3,069 county governments are chartered under state constitutions or laws and are tailored to fit the needs and characteristics of states and local areas.

No two counties are exactly the same. Counties are diverse in structure and how we deliver services to our communities. In general, states decide the roles and responsibilities of county governments. Counties are governed by locally elected officials and, in some instances, operate under home rule authority, which allows for more local flexibility and control with structural, functional and fiscal powers. Though organizational structures vary, all county, parish and borough governments are on the front lines of delivering vital services to residents.



19,355 + 18,629 = 37,984

**ELECTED COUNTY BOARD MEMBERS
AND ELECTED EXECUTIVES**

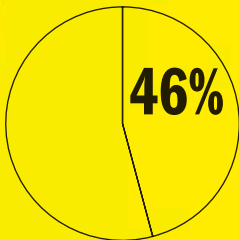
**INDEPENDENTLY ELECTED
OFFICIALS (INCLUDING ELECTED
CONSTITUTIONAL OFFICIALS OR
ROW OFFICERS)**

**TOTAL COUNTY ELECTED OFFICIALS
(INCLUDING COUNTY BOARD,
EXECUTIVES AND ROW OFFICERS)**

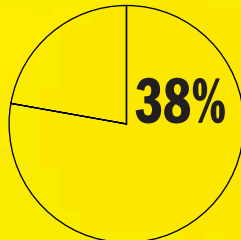
TRANSPORTATION & INFRASTRUCTURE

SERVICES INCLUDE

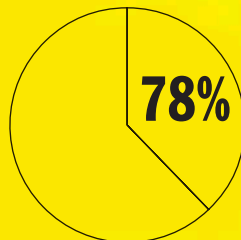
- ROADS & BRIDGES
- AIRPORTS
- PUBLIC TRANSPORTATION
- CONSTRUCTION OF PUBLIC FACILITIES
- UTILITIES LIKE GAS & ELECTRICITY
- SOLID WASTE RECYCLING & MANAGEMENT
- WATER & SEWAGE
- TELECOMMUNICATIONS



COUNTIES OWN
AND MAINTAIN
46% OF AMERICA'S
ROADS



COUNTIES OWN
38% OF BRIDGES



COUNTIES ARE INVOLVED
IN **78%** OF PUBLIC
TRANSPORTATION
SYSTEMS



Transportation and infrastructure are core public sector responsibilities that impact everything from our daily commutes to shipping goods around the globe. From building and maintaining roads and bridges to providing efficient transit options, counties are a driving force connecting communities and strengthening our economy. Counties play a major role in other essential community infrastructure like schools, hospitals, jails, courthouses, parks and water purification and sewage systems.



COUNTIES INVEST ANNUALLY



Almost **\$60 BILLION** in construction of public facilities

Almost **\$22 BILLION** in sewage and solid waste management



More than **\$122 BILLION** total in building infrastructure and maintaining and operating public works



COMMUNITY HEALTH

SERVICES INCLUDE

- HOSPITALS & HEALTH CLINICS
- PUBLIC HEALTH
- BEHAVIORAL & MENTAL HEALTH
- SUBSTANCE ABUSE TREATMENT
- IMMUNIZATIONS & PREVENTION
- INDIGENT HEALTHCARE
- HEALTH CODE INSPECTIONS
- NURSING HOMES

Counties invest heavily in local residents' health and well-being, often serving as a safety net for low-income and indigent residents. County health departments protect our residents and communities by offering a wide range of services like administering flu shots, providing health information and preventing and responding to public health emergencies.

From hospitals and emergency rooms to clinical care facilities, many counties operate the systems that keep us healthy from the time we are born to the time we grow old. Counties also often have significant responsibilities for behavioral and mental health services and care.

Counties are involved in promoting public health through **1,943** local health departments



Counties support over **900 HOSPITALS**
...with more than **58,000 BEDS**



IN A MAJORITY OF STATES (26), counties are required to provide healthcare for low-income, uninsured or underinsured residents

Local governments, mostly counties, contribute **\$28 BILLION** to the non-federal share of Medicaid

COUNTIES INVEST ANNUALLY



Almost **\$83 BILLION** in community health and hospitals

More than **\$58 BILLION** in human services



A high-contrast, orange-tinted photograph of firefighters at a fire scene. One firefighter is in the foreground, seen from the back, wearing a helmet and gear. Another firefighter is visible in the background to the left. The scene is filled with smoke and fire, creating a dramatic and intense atmosphere.

JUSTICE & PUBLIC SAFETY

SERVICES INCLUDE

- SHERIFFS DEPARTMENTS
- COUNTY POLICE DEPARTMENTS
- COUNTY COURTS
- JAILS & CORRECTIONAL FACILITIES
- JUVENILE DETENTION & JUSTICE SERVICES
- EMERGENCY MANAGEMENT PERSONNEL
- PAID & VOLUNTEER FIREFIGHTERS
- DISTRICT ATTORNEYS
- PUBLIC DEFENDERS
- CORONERS

Counties play a major role in two distinct areas of justice and public safety: emergency response and preparedness and the criminal justice system. Counties keep communities safe by providing law enforcement and preventing crime. From patrolling the streets, to operating

and maintaining county detention facilities, to serving as the arm of the county courts, county sheriffs and other law enforcement departments are on the front lines of public safety and the criminal justice system. Other key county players are judges, district attorneys, public defenders, court clerks, jail directors, 911 operators and coroners.



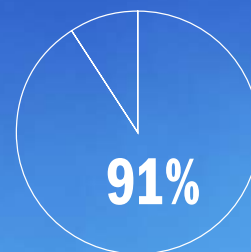
COUNTIES INVEST ANNUALLY

Over **\$35 BILLION** on **3,041** police and sheriff departments

Almost **\$26 BILLION** on correctional facilities

Almost **\$11 BILLION** in fire protection activities

Almost **\$93 BILLION** total in justice and public safety services

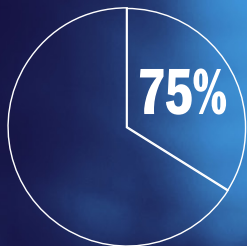


COUNTIES OPERATE **91%** OF ALL LOCAL JAILS

10.6 MILLION people were admitted to county and other local jails in 2016



Almost **\$19 BILLION** on county courts and legal services



75% OF FEDERAL
FUNDING USED BY
COUNTIES IN FY
2014-2016 WAS FOR
HEALTH AND HUMAN
SERVICES

SERVICES INCLUDE

- FINANCIAL ASSISTANCE
- VIOLENCE PREVENTION
- FOOD AND NUTRITION SERVICES
- EARLY CHILDHOOD DEVELOPMENT
- WORKFORCE TRAINING AND DEVELOPMENT
- VETERAN SERVICES
- SENIOR SERVICES AND ELDER CARE
- BEHAVIORAL AND PHYSICAL HEALTH SERVICES
- MEDICAL COVERAGE
- PARENT EDUCATION AND SUPPORT
- CHILD WELFARE, FOSTER CARE AND ADOPTION
- HOMELESSNESS AND HOUSING SUPPORT
- SERVICES FOR INDIVIDUALS WITH DISABILITIES

HUMAN SERVICES

Counties play a critical role in building vibrant communities for all individuals, including veterans, children and families. We make significant investments in human services to help residents live well and thrive, achieving their fullest potential and creating pathways to economic opportunity and self-sufficiency.



There are over **257,000** county human services employees across the country delivering vital services to our nation's most vulnerable populations

COUNTIES INVEST ANNUALLY



Over **\$58 BILLION** in federal, state and local funds in human services while serving as the front-line social safety net

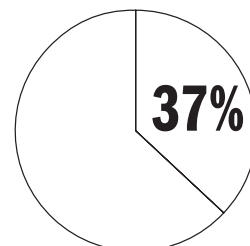


Counties in **35 STATES** have county veterans service officers (CVSOs)

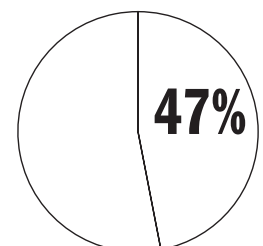
\$173 BILLION in U.S. Department of Veteran Affairs expenditures was within county jurisdictions



County Veteran Service Officers secured **\$80.4 BILLION** in compensation benefits and **\$67 BILLION** in health benefits for veterans in FY 2017



37% OF COUNTIES HAVE VETERANS REPRESENTING MORE THAN 10% OF THE ADULT POPULATION



47% OF VETERAN EXPENDITURES WENT TO VETERAN COMPENSATION AND PENSIONS

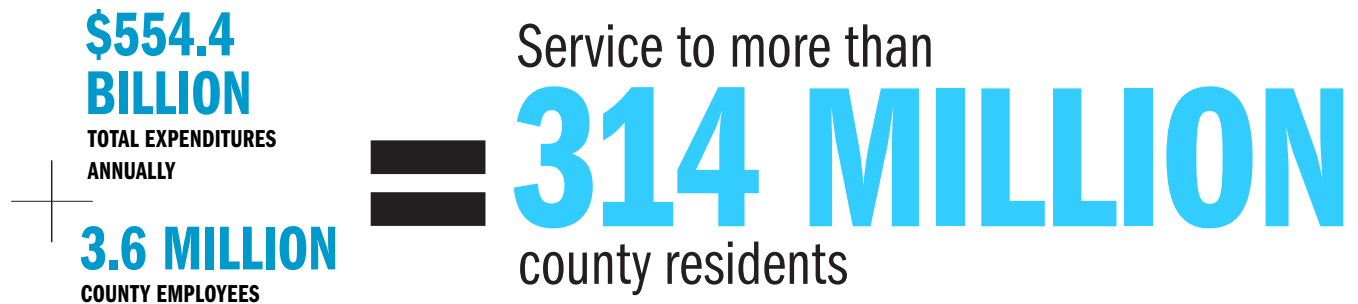
A person is holding a wooden sign that says "Community Center OPEN". The word "COUNTY" is written in large, bold, black letters over the word "Community". The word "MANAGEMENT" is written in large, bold, black letters over the word "OPEN".

COUNTY MANAGEMENT

SERVICES INCLUDE

- RECORD KEEPING
- TAX ASSESSMENTS & COLLECTION
- 911 CALL CENTERS
- ELECTIONS AND POLLING PLACES
- RECREATION AND PARKS
- ARTS PROGRAMS
- HOUSING
- COMMUNITY AND ECONOMIC DEVELOPMENT

Counties provide vital services to all Americans, from issuing birth certificates and marriage licenses to operating 911 call centers. Counties often build and maintain parks, community centers, libraries and cultural centers. Counties are responsible for managing elections, from presidential to local. While balancing numerous administrative responsibilities, counties deliver essential services to ensure healthy, safe and vibrant communities across the United States.



COUNTIES INVEST ANNUALLY



Almost **\$10 BILLION** to build and maintain parks and recreational facilities

Close to **\$11 BILLION** in housing and community development



POLLING PLACES

Every two years counties fund and oversee more than **100,000** polling places

...and coordinate more than **700,000** poll workers





NACo's MISSION

Strengthen America's counties.

NACo's VISION

Healthy, safe and vibrant
counties across America.

ABOUT NACo

The National Association of Counties (NACo) strengthens America's counties, including nearly 40,000 county elected officials and 3.6 million county employees. Founded in 1935, NACo unites county officials to:

- **ADVOCATE FOR COUNTY GOVERNMENT PRIORITIES IN FEDERAL POLICYMAKING**
- **PROMOTE EXEMPLARY COUNTY POLICIES AND PRACTICES**
- **NURTURE LEADERSHIP SKILLS AND EXPAND KNOWLEDGE NETWORKS**
- **OPTIMIZE COUNTY AND TAXPAYER RESOURCES AND COST SAVINGS, AND**
- **ENRICH THE PUBLIC'S UNDERSTANDING OF COUNTY GOVERNMENT.**

SOURCES:

The annual investments are 2012 figures. NACo analysis of Census of Governments Data, 2012; NACo Analysis of Federal Transit Administration (FTA) National Transit Database (NTD) data, 2015; NACo Analysis of Federal Aviation Administration and Office of Aviation Analysis, U.S. Department of Transportation, 2017; NACo Analysis of Federal Highway Administration - National Bridge Inventory, 2017; NACo Analysis of U.S. Department of Transportation – Federal Highway Administration, Highway Performance Monitoring System, 2016; NACo Analysis of Centers for Medicare & Medicaid Services 2015, 2016 cost reports; NACo Analysis of Bureau of Justice Statistics, Census of Jail Facilities Data, 2013; Bureau of Justice Statistics, 2016; NACo Analysis of U.S. Department of Veterans Affairs Data, 2017; NACo Analysis of County Veterans Service Officers (NACVSO), 2017; NACo Analysis of U.S. Census Bureau - American Community Survey (ACS) 5 year estimates, 2016; NACo Analysis of U.S. Department of the Interior Data, 2018; NACo Analysis of data from the U.S. Forest Service data and Bureau of Land Management; NACo Data on county elected officials, June 2017; NACo Analysis of U.S. Election Assistance Commission, Election Administration and Voting Survey, 2016; NACo analysis of Census of Governments Data, 2012; U.S Census, Population Division, Vintage 2017.



STRONGER COUNTIES. STRONGER AMERICA.

660 North Capitol Street, NW
Suite 400
Washington, DC 20001
202.393.6226 / www.naco.org



[fb.com/NACoDC](https://www.facebook.com/NACoDC)



[@NACoTweets](https://twitter.com/NACoTweets)



[youtube.com/NACoVideo](https://www.youtube.com/NACoVideo)



[linkedin.com/company/NACoDC](https://www.linkedin.com/company/NACoDC)