



APPALACHIAN REGIONAL PORT



A Better Option FOR
Northwest Georgia, Alabama, Tennessee and Kentucky

February 22, 2016



Background of Murray County, Ga

- Rural Community with a population of 40,000
- Stagnated Local Economy
- Lack of Industry Diversification
 - Concentrated in Agriculture & Flooring
 - High Unemployment rate at 15% at one time
- Underutilized Economic Development Assets
 - Rail, US Highways, Strong Manufacturing Workforce



OVERVIEW OF INLAND PORTS



- Purpose of an inland port
 - To take the containers off of semi-trailer trucks and place them on trains
- Benefits of inter-modal yards (inland ports)
 - Uses hundreds of miles of existing rail lines to relieve traffic on major highways
 - Allows inland goods to be shipped internationally at lower costs
 - Improves distribution of regional businesses and makes them competitive internationally



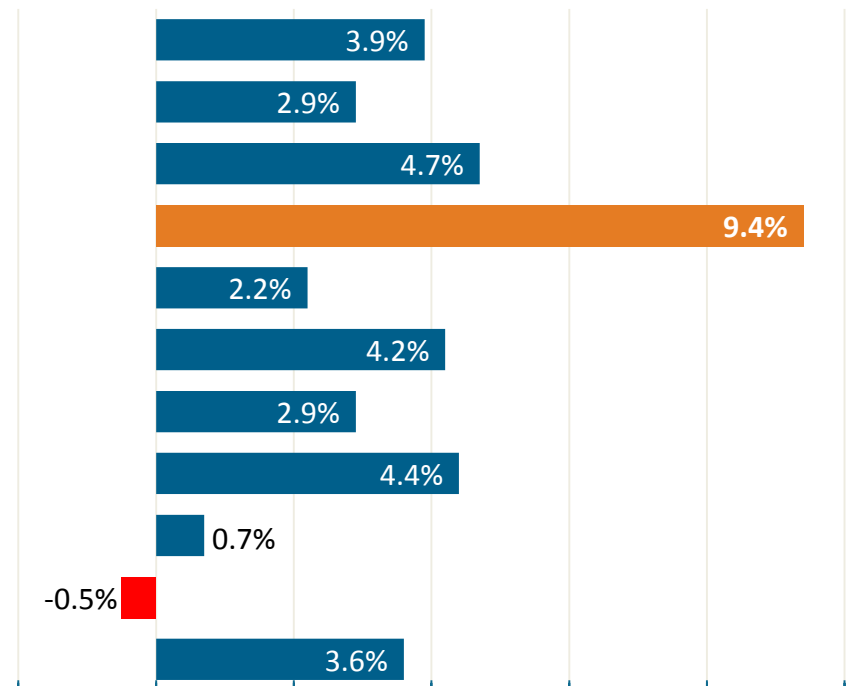


SAVANNAH:

DELIVERING SUCCESS TO CUSTOMERS

- Fourth Busiest Port in the U.S.
- Fastest Growing

	2000	2014
1. LA	4,879,429	8,340,066
2. LB	4,600,787	6,820,806
3. NY/NJ	3,050,006	5,772,303
4. Savannah	948,669	3,346,048
5. Oakland	1,776,922	2,394,069
6. Virginia	1,347,364	2,393,038
7. Tacoma	1,376,379	2,040,022
8. Houston	1,061,525	1,951,088
9. Charleston	1,632,747	1,791,977
10. Seattle	1,488,020	1,387,539
Top 10 Total	22,161,878	36,236,956





SAVANNAH:

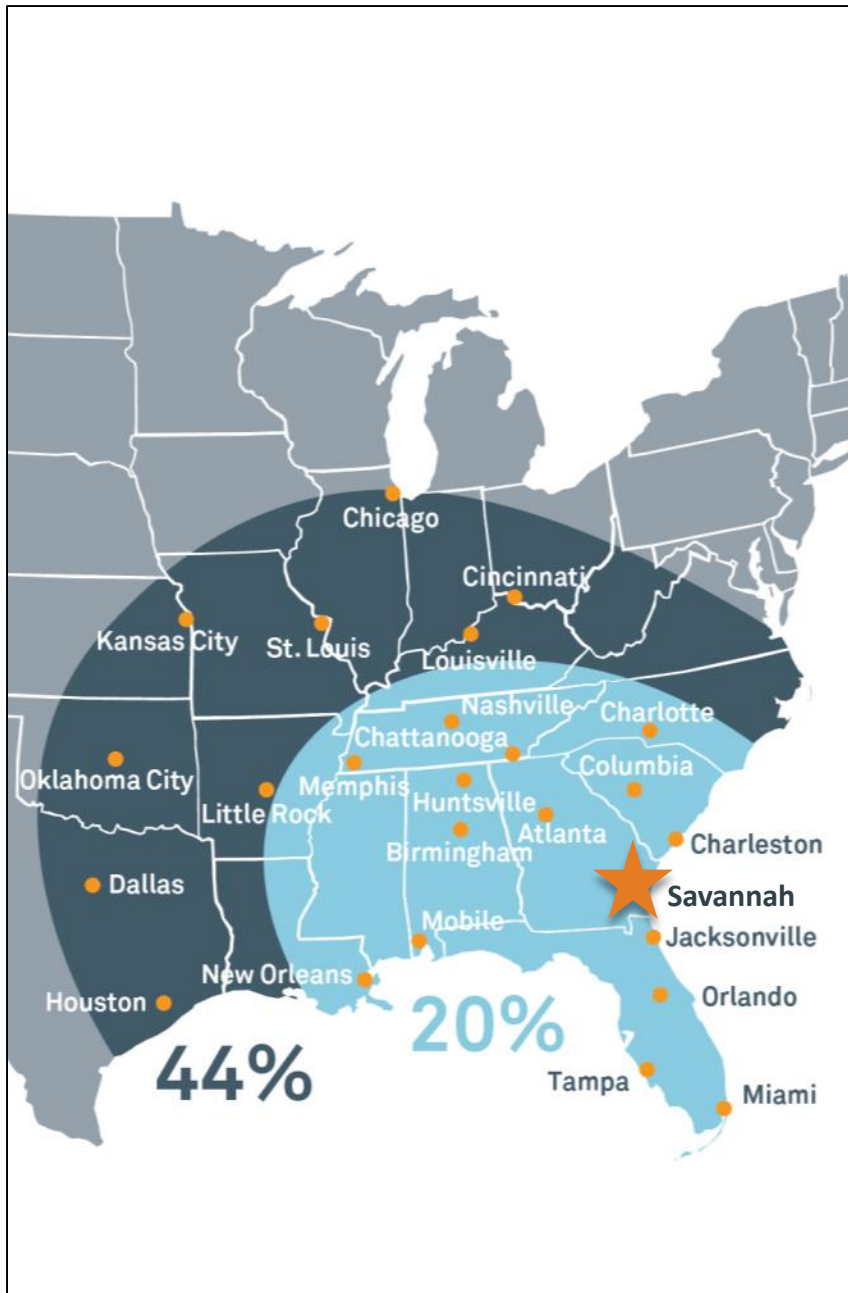
GATEWAY TO AMERICAN
COMMERCE:

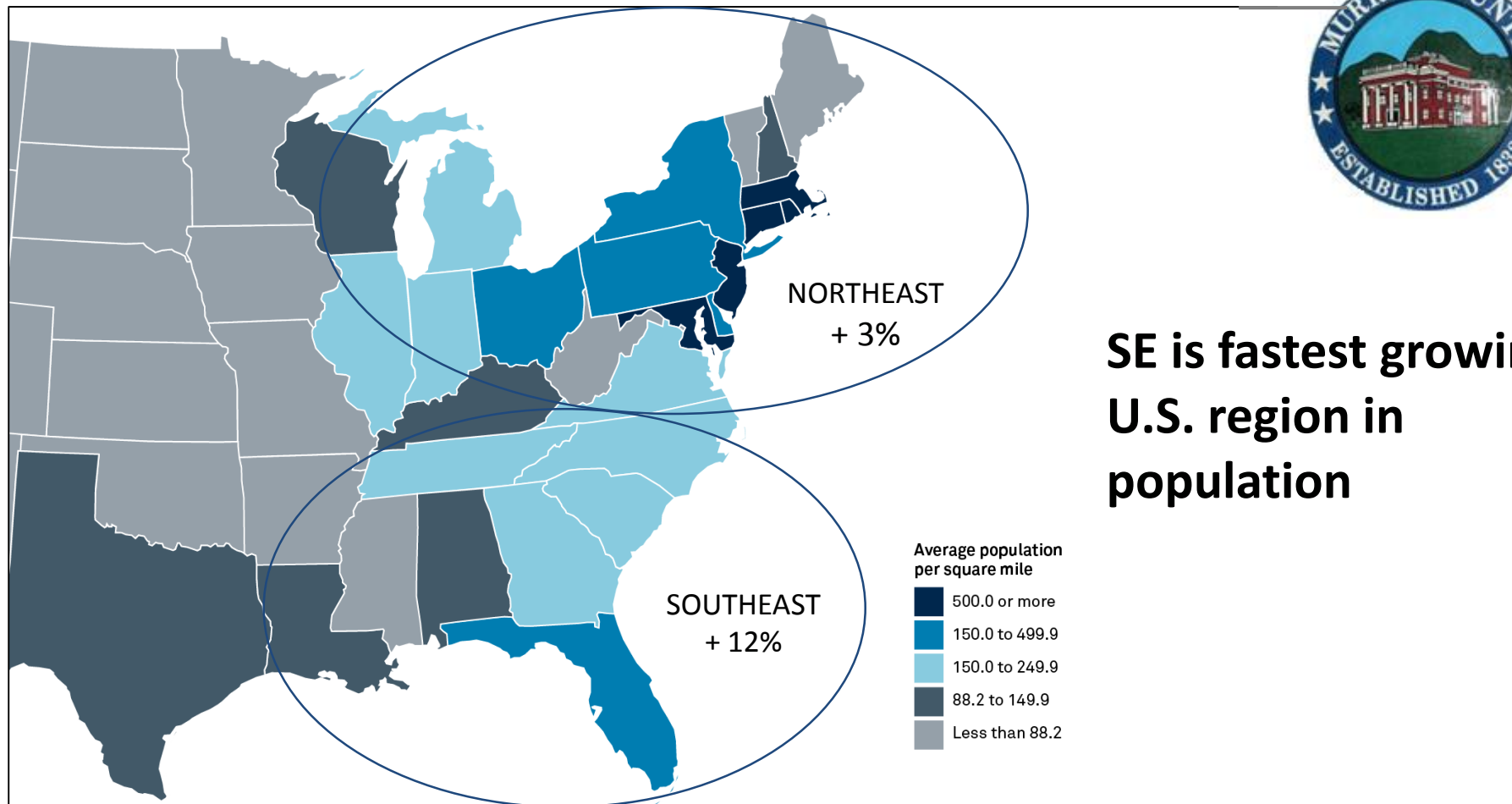
POPULATION = CARGO

20%

of the U.S.
Population and
Industry is best
served by
Port of Savannah

44% Within easy reach of inland
connectivity infrastructure





**SE is fastest growing
U.S. region in
population**

POPULATION DENSITY & GROWTH

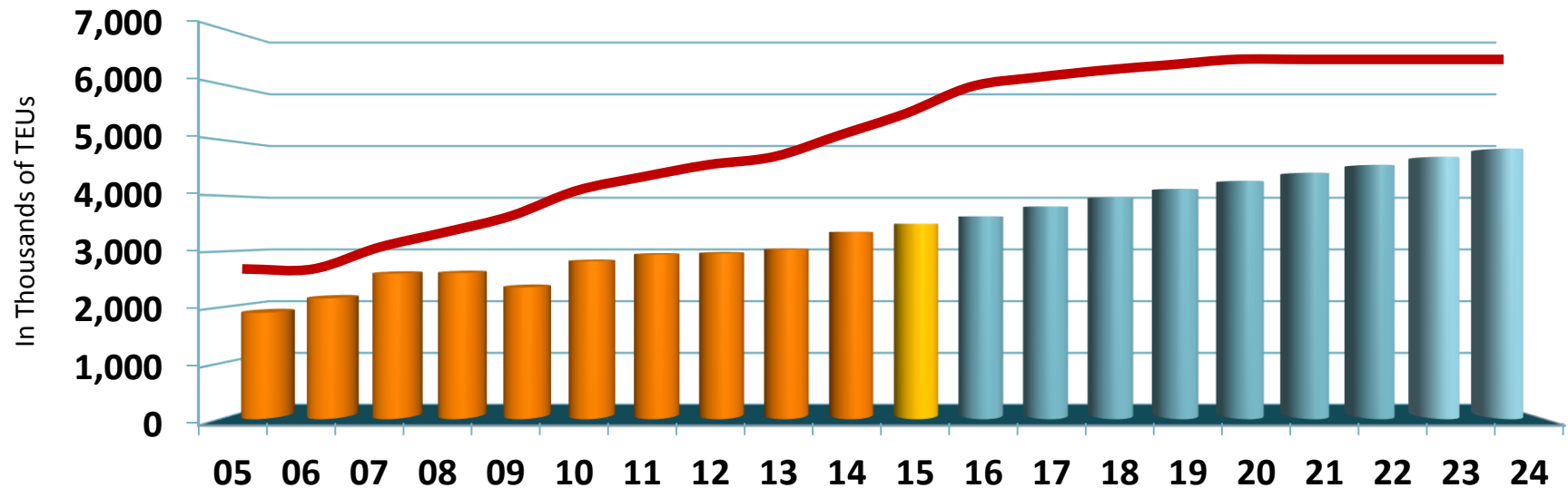
Northeast population = 120 million 10 year growth = + 3% (4 million)

Southeast population = 70 million 10 year growth = + 12% (7.8 million)

STAYING AHEAD OF THE GROWTH CURVE



Georgia Ports Authority Strives to Keep Capacity 20% Ahead of Demand through Long-term Planning



- Past Demand
- Current Demand
- Future Demand
- Capacity

CY 2014 Throughput
3.3 million TEUs

CY 2024 Throughput Capacity
6.5 million TEUs



SAVANNAH HARBOR EXPANSION PROJECT

✓ Feasibility Studies

✓ Project Design

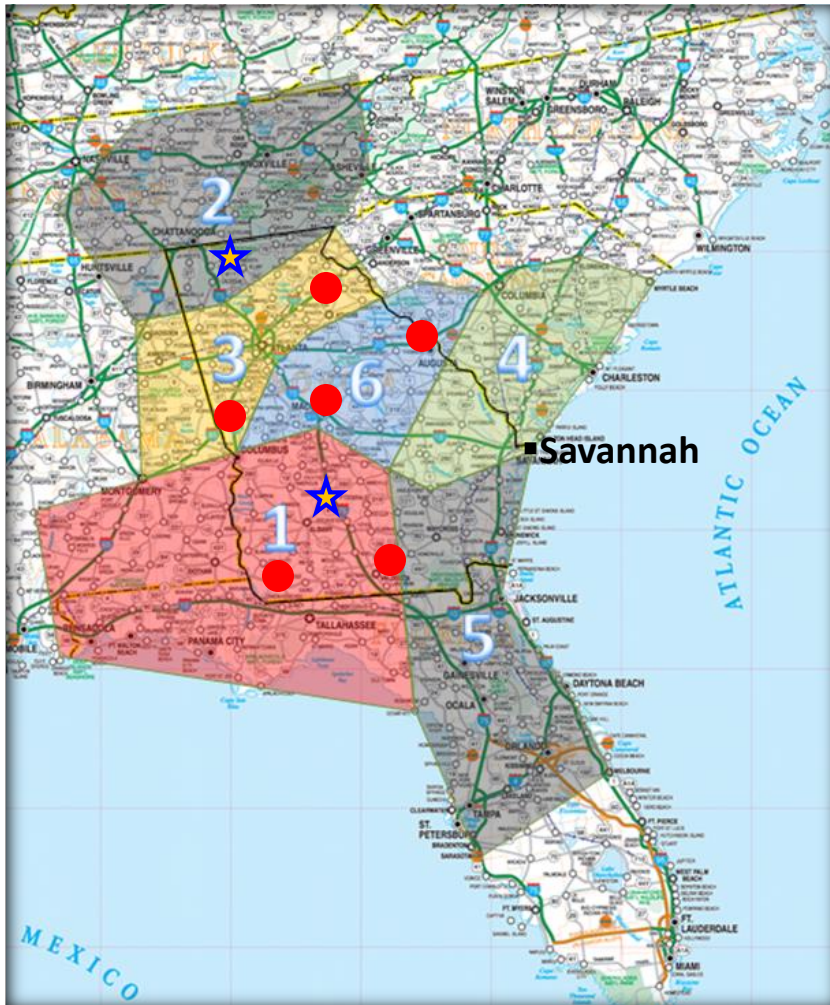
✓ **Construction**

Completion





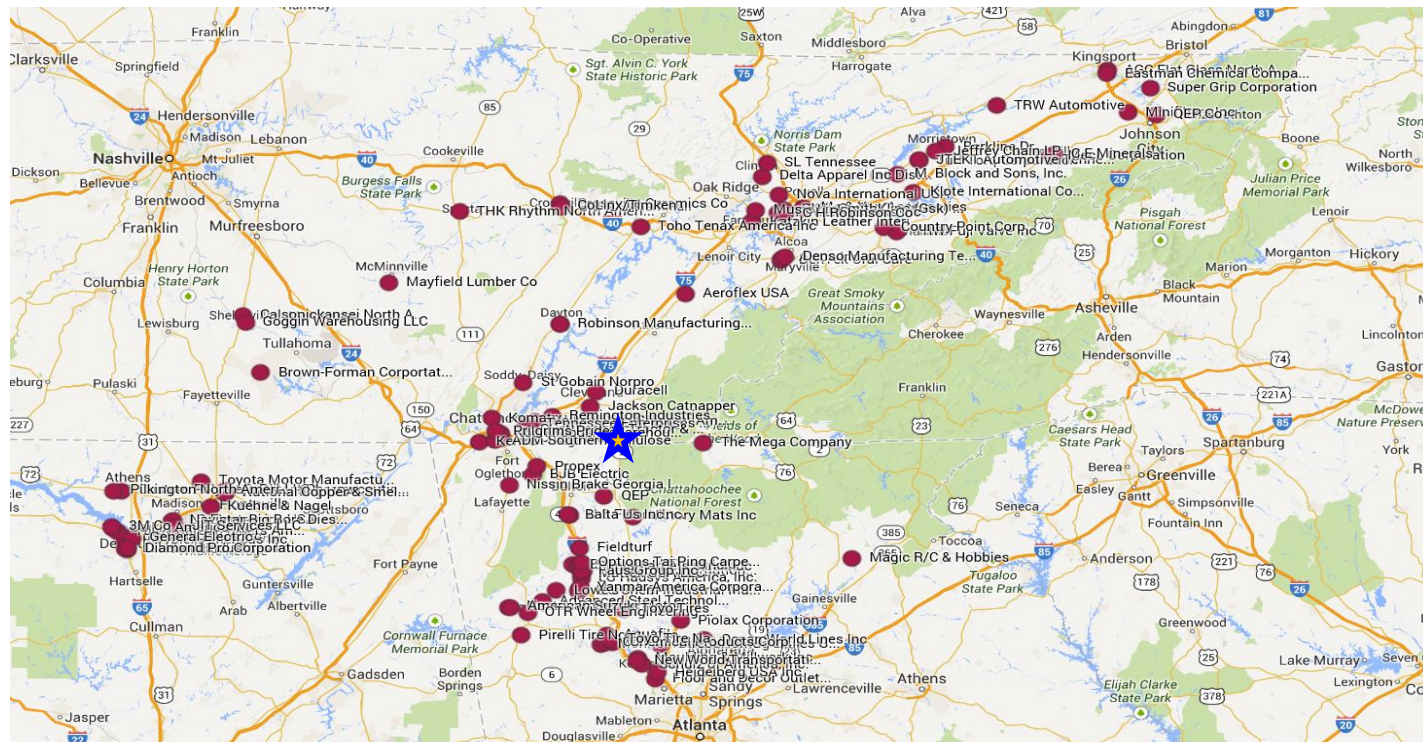
Network Georgia - 10 Year Strategy



1. SW Georgia – Cordele
Rail CY site. Established with CLS. Empty ocean containers supplied to move exports via GPA from Georgia, Alabama & Florida panhandle
2. NW Georgia (Started October 2012)
MOA signed. Site work to start during 12/2015 in Murray County. To be served by CSX exclusively.
3. Port Atlanta
Presently utilizing existing CSX & NS rail intermodal terminals in & around Atlanta
4. I-95 Corridor – North
Next steps under review
5. I-95 Corridor – South
Next steps under review
6. Middle Georgia
Next steps under review

Potential Local Customers

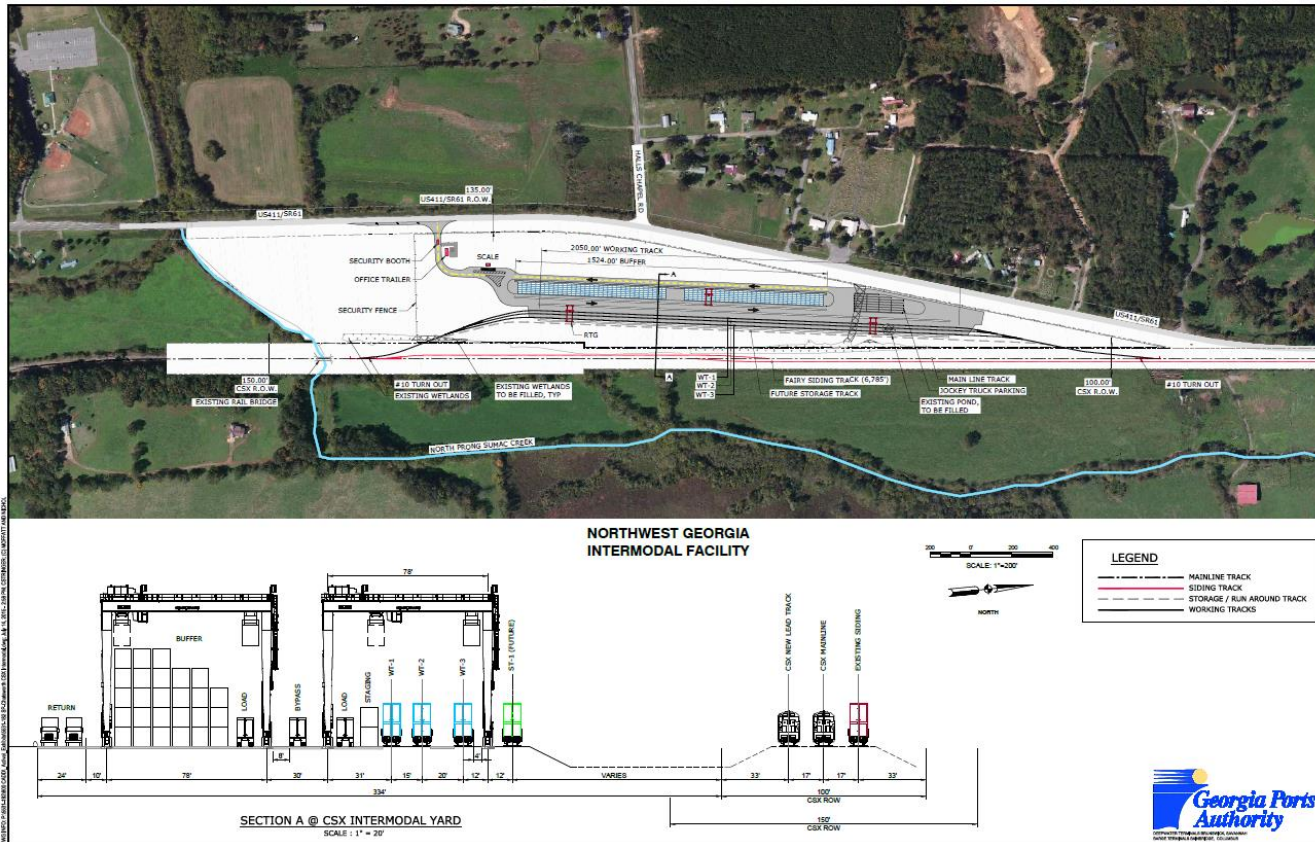
One Way Truck Move



Toyo Tires	White, GA	42.2 Miles	50 Min
Lowe's	Rome, GA	47.3 Miles	55 Min
Mohawk / Shaw	Calhoun, GA	33.1 Miles	44 Min
Engineered Floors	Dalton, GA	22.0 Miles	30 Min
Komatsu	Chattanooga	41.5 Miles	53 Min
Volkswagen	TN I-75 Exit 7A	48.1 Miles	59 Min
Eastman	Kingsport, TN	199 Miles	3Hr-06Min



Appalachian Regional Port: Facility



- 42 Acre Site
- 9,500 LF of track
- 10 acres of pavement for yard, gate & Admin. Bld.
- Three (3) Rubber Tired Gantry Cranes



Appalachian Regional Port: Facility

Total Project Budget

CSX off-site improvements:	\$ 5,500,000
Murray County Land Acquisition:	\$ 700,000
GPA Internal Capital Funding for on-site construction:	\$ 7,400,000
State of Georgia Capital Funding for on-site construction:	<u>\$10,000,000</u>
 Total:	 \$23,600,000

Project Milestones

- Announced July 2015
- Groundbreaking Scheduled Mid 2016
- Construction Substantial Completion in December, 2017
- Facility Operational in first quarter, 2018



Murray County



- ✓ Economic Development Impact Compares to Front Royal, Virginia
- ✓ Creates Economic Development Opportunities within the recently named IMCP
- ✓ Initial Capacity at 50,000 to double within 10 years
- ✓ Achieves "Highway to Rail" initiative. Initially takes approximately 40,000 – 50,000 trucks out of the Atlanta Metro area. (14,200,000 miles per year)
- ✓ Connect directly to international market to be more globally competitive
- ✓ Captures fastest growing market in the South.
- ✓ Expands Georgia's overall of mission of job creation
- ✓ Is a Tier 1 county (highly distressed), presenting high tax incentives for incoming and expanding industries



THANK YOU