



U.S. ELECTIONS 2024

INSIGHTS FOR AMERICA'S COUNTY OFFICIALS

NOVEMBER 18, 2024

2024 ELECTIONS: EXECUTIVE SUMMARY



	PRE-ELECTION STATUS: <ul style="list-style-type: none">- White House: Democratic control- U.S. Senate: Democratic majority (51-49)- U.S. House: Republican majority (220-212)	2024 ELECTION RESULTS: <ul style="list-style-type: none">- White House: Republican control- U.S. Senate: Republicans win majority (53-47*)- U.S. House: Republicans retain majority (218-212*)
FEDERAL	<p>ALL 435 HOUSE SEATS</p> <p>220 Republican 212 Democratic</p> <p>3 Vacancies</p> <p>34 SENATE SEATS</p> <p>11 Republican 23 Democratic</p>	<p>REPUBLICANS RETAIN CONTROL OF HOUSE 218–212</p> <p><i>*5 seats still undecided as of 11/16/2022</i></p> <p>REPUBLICANS GAIN CONTROL OF SENATE 53–47**</p> <p><i>*Two independents caucus with Democrats</i></p> <p><i>**Pa. seat – votes are being recounted</i></p>
STATE	<p>STATE LEGISLATIVE CHAMBERS</p> <p>50 Republican 33 Democratic</p> <p>2 Spilt Control (Alaska and Pa.)</p> <p>11 GOVERNORSHIPS</p> <p>8 Republican 3 Democratic</p>	<p>STATE LEGISLATIVE CHAMBERS</p> <p>51 Republican 31 Democratic</p> <p>2 Power Sharing & 1 Undetermined (Minnesota House)</p> <p>REPUBLICANS MAINTAIN MAJORITY OF GOVERNORSHIPS 27–23</p> <p><i>Same party of current incumbent wins in all states</i></p>

2024 ELECTIONS: EXECUTIVE SUMMARY

- **11 of past 13 federal elections resulted in a shift in control** of the White House, House, and/or Senate, *with 2004 and 2012 as only exceptions*
- **Second highest turnout (63.3%) since 1960**, only topped by 2020 (66.7%)
- **President-elect Trump** joins Grover Cleveland as only Presidents to serve nonconsecutive terms
- **President-elect Trump is first GOP candidate** to win popular vote since 2004
- **President-elect Trump swept all seven ‘toss up’ states** including six won by Biden in 2020
- **Senate: New GOP control (53-47*)** with +4 pickups (Mont., Ohio and Pa.* + W.V open seat)
- **Senate: Only 3 split state delegations left** vs. 17 in 2013-2015 and 27 in 1979-1981
- **House: 1st time since 1795** with 3 consecutive Congresses with a single digit party division
- **House: GOP hits magic number of 218 seats** with 212 Dem, *with 5 races pending*
- **States: Trifectas still dominate unified state control;** No party changes with governor races

President-elect Trump improved his vote margin from 2020 by roughly 6% nationwide, including in more than 2,300 counties (75%). In swing states, his share went up by 3%.

Total turnout declined from 2020 in 42 states, yet went up in four battleground states — Georgia, Michigan, Pennsylvania and Wisconsin.



20
24



U.S. ELECTIONS 2024

GLOBAL TRENDS & INSIGHTS

Image Source: <https://foreignpolicy.com/>

The
Economist

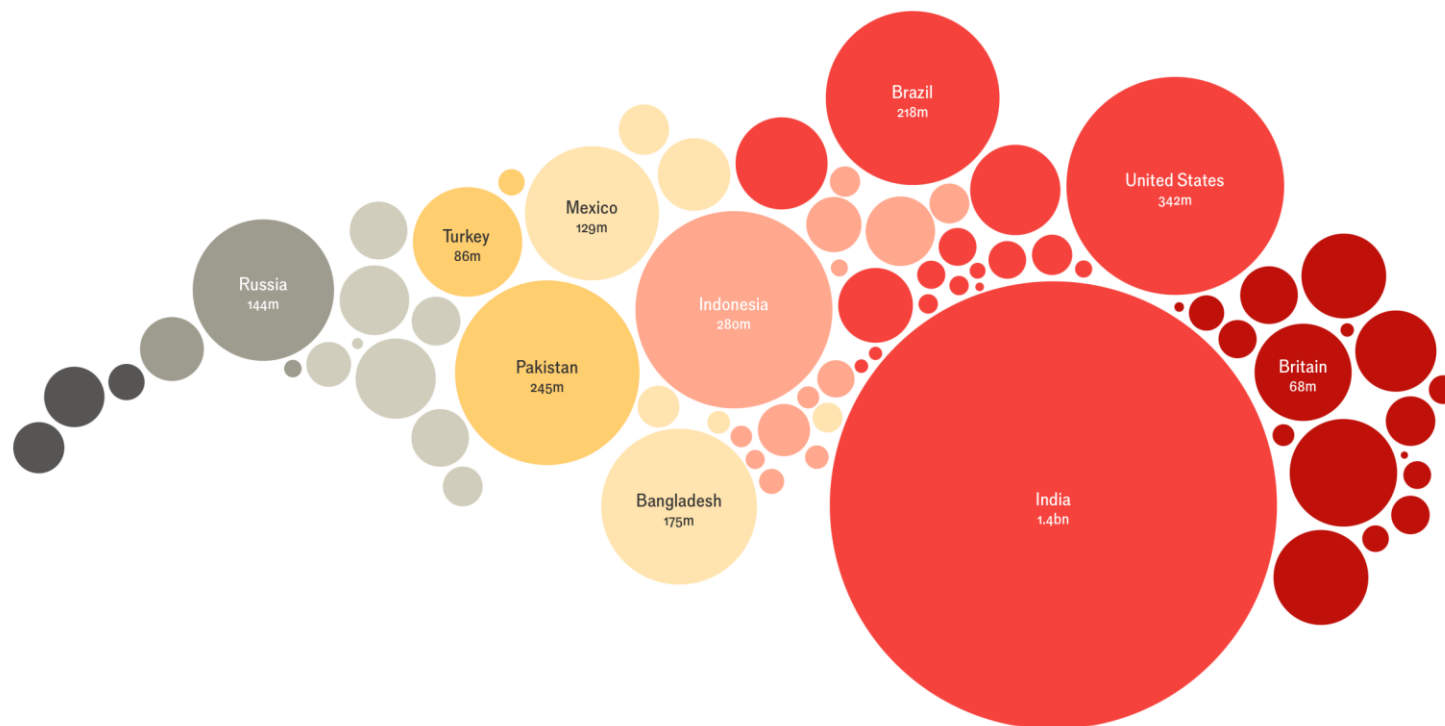
 The World Ahead | Graphic detail

2024 is the biggest election year in history

But there is more to democracy than voting

Nov 13th 2023

In 2024, countries with **more than half the world's population**—over four billion people—will send their citizens to the polls.

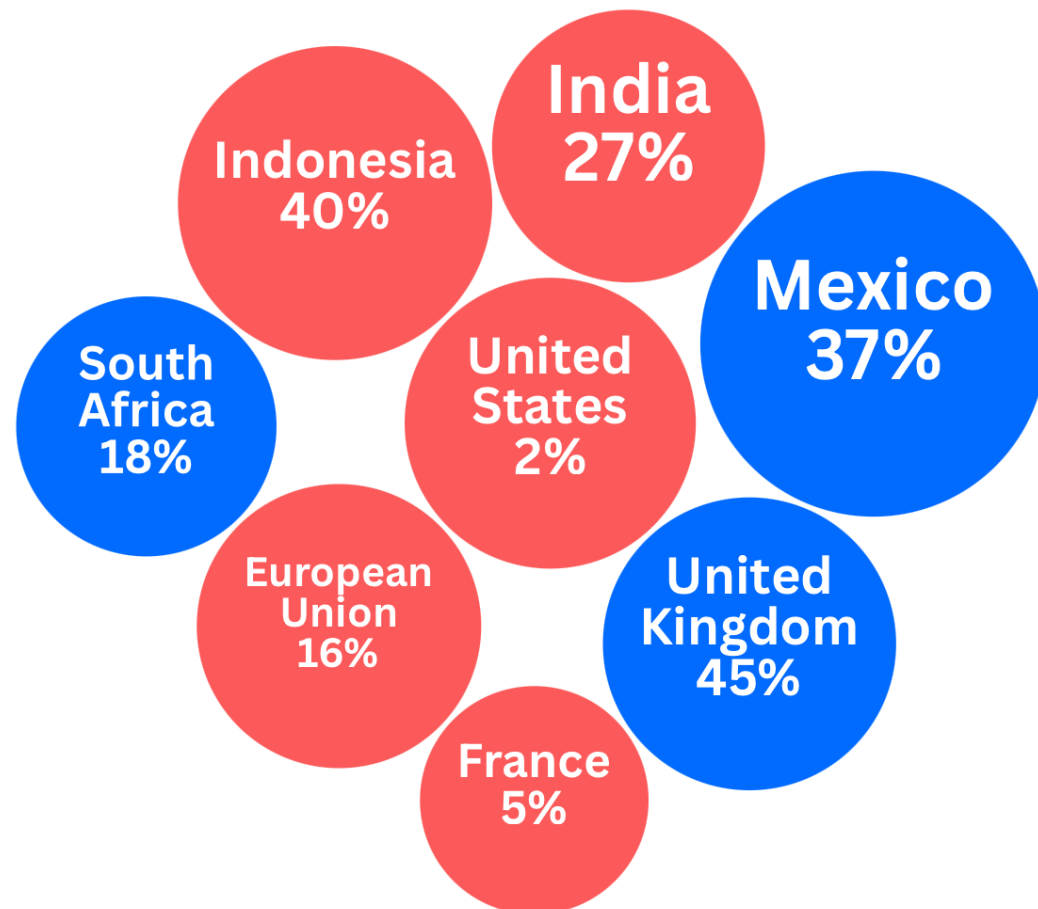


Our sister organisation, EIU, grades countries out of ten according to the state of their democracy and categorises them from authoritarian regimes, to hybrid regimes and democracies.



US & EU shift to the right, while UK shifts left

(Current government stance: left [blue] or right [red] post 2024 elections with their margins of victory)



Global Factors:

- **Global economic inflation** and rising cost of living
- **Geopolitical wars, conflicts and tensions**
including Russia-Ukraine and Middle East
- **Immigration** and migration
- **Trade friction**
including two largest economies, U.S. and China
- **Public safety** and personal safety
- **Climate** and disaster impacts

* A Flourish bubble chart

Major countries shift right in 2024 elections

Image Source: <https://trendlyne.com/>

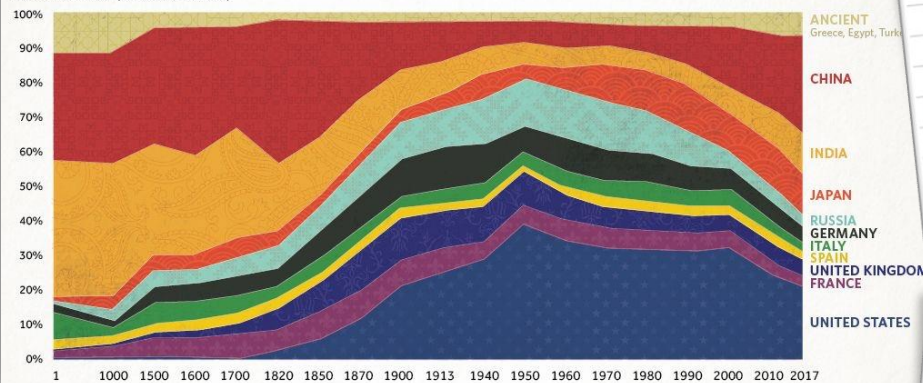
Global GDP Comparisons

The
Economist

2,000 YEARS OF ECONOMIC HISTORY IN ONE CHART

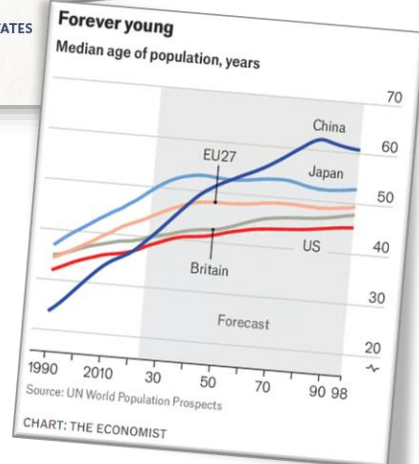
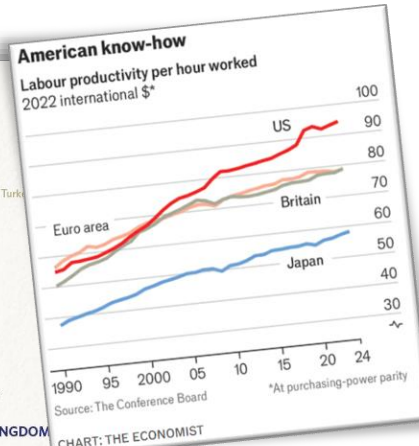
All major powers compared by GDP from the year 1 AD

SHARE OF GDP (WORLD POWERS)



Source: Michael Cembalest of JP Morgan featured in the Economist

“Change is the only constant in life.”
- Greek philosopher, Heraclitus



Over the past three decades, according to [The Economist](#), the U.S. economy has significantly outperformed other developed nations in the G7. The U.S. accounted for about two-fifths of the Gross Domestic Product (GDP) of the G7 in 1990, while making up half today.

Even as China closed in rapidly on the U.S. in the years before the pandemic, **its nominal GDP has slipped from about three-quarters of the U.S. in 2021 to only two-thirds today.**

Yet, it is difficult for the average American to grasp this global context while dealing with real-world challenges such as aging parents, childcare expenses, rising healthcare costs, housing affordability, increasing food prices, workforce disruptions with new AI technologies, and the burden of student loan repayments.

U.S. ELECTIONS 2024

HISTORICAL CONTEXT & INSIGHTS

2024 ELECTIONS: HISTORICAL TRENDS & INSIGHTS



ARE RECENT SHIFTS IN VOTER PARTY PREFERENCE
SIMILAR TO CHANGES DURING THE GLIDED AGE?

GILDED AGE

Late 1870s – Late 1890s

- Accelerating technology
- Disruptive innovation
- Rising immigration
- Growing inequality
- Global power shifts

MODERN AGE

Late 2010s – Early 2020s

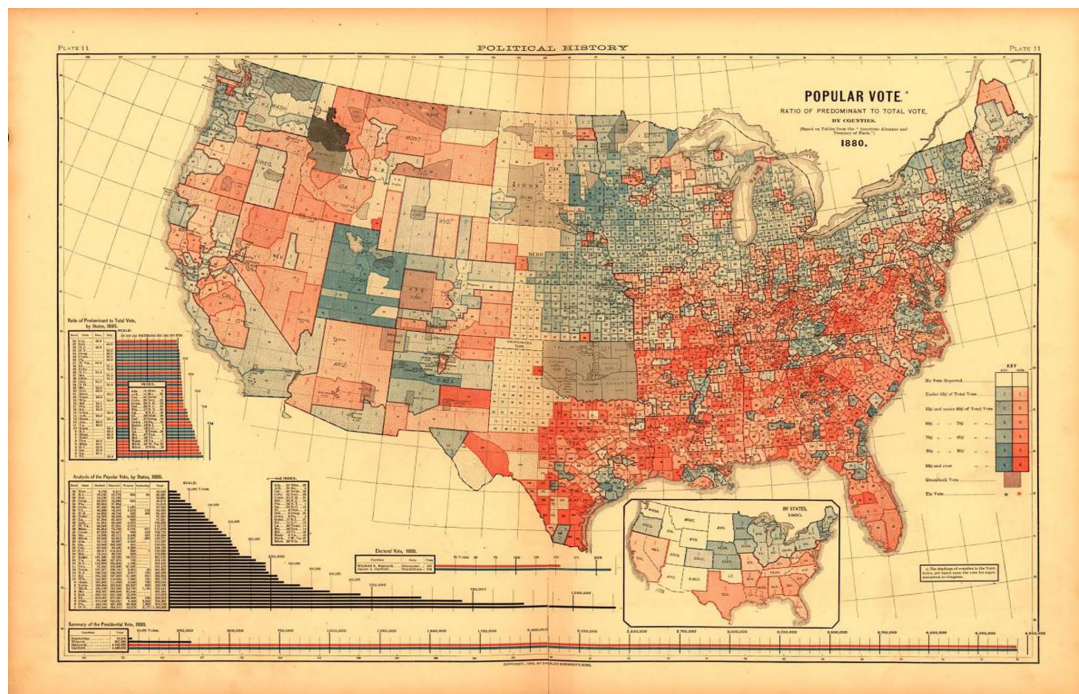
- Accelerating technology
- Disruptive innovation
- Rising immigration
- Growing inequality
- Global power shifts

**Is history
repeating itself
with frequent
change elections,
greater voter
participation,
party realignment
& the rise of new
power players?**

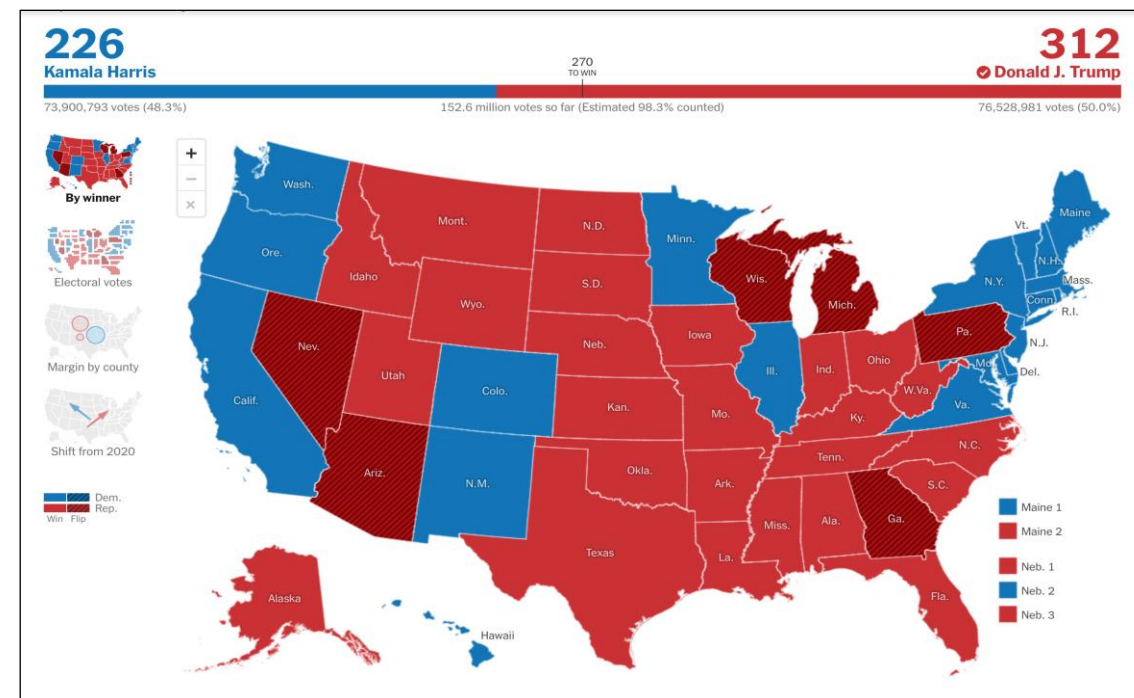
Reference: The Triumph of William McKinley: Why the Election of 1896 Still Matters by [Karl Rove](#)



2024 ELECTIONS: HISTORICAL TRENDS & INSIGHTS



Source: Library of Congress



Source: New York Times

Note the reversal of parties... in 1880...

Blue indicated Republican Party & **Red** indicated Democratic Party

2024 ELECTIONS: HISTORICAL TRENDS & INSIGHTS



Year	White House	Senate Majority	House Majority
1997	Clinton (D)	Republican (55-45)	Republican (226-207-2)
1999	Clinton (D)	Republican (55-45) ¹	Republican (223-211-1)
2001	Bush (R)	Split (50-50) ¹	Republican (221-212-2)
2003	Bush (R)	Republican (51-49) ¹	Republican (229-205-1)
2005	Bush (R)	Republican (55-45) ¹	Republican (233-201-1)
2007	Bush (R)	Democrat (51-49) ¹	Democrat (233-202)
2009	Obama (D)	Democrat (59-41)	Democrat (257-178)
2011	Obama (D)	Democrat (53-47) ¹	Republican (242-193)
2013	Obama (D)	Democrat (53-45)	Republican (234-201)
2015	Obama (D)	Republican (54-44)	Republican (247-188)
2017	Trump (R)	Republican (51-47)	Republican (241-194)
2019	Trump (R)	Republican (53-45)	Democrat (235-199) ²
2021	Biden (D)	Democrat (50-50) ¹	Democrat (222-213) ²
2023	Biden (D)	Democrat (51-49) ¹	Republican (222-213)
2025	Trump (R)*	Republican (53-47)	Republican (218-212) ³

An Era of 'Change' Elections:

Since the 2000 election,
11 of 13 federal elections have
resulted in a change of governing
control of the White House,
U.S. Senate, and/or U.S. House,
with 2004 and 2012 as exceptions

¹ [U.S. Senate: Party Division. Reference for specifics on Independents, changes in Senate makeup and other details](#)

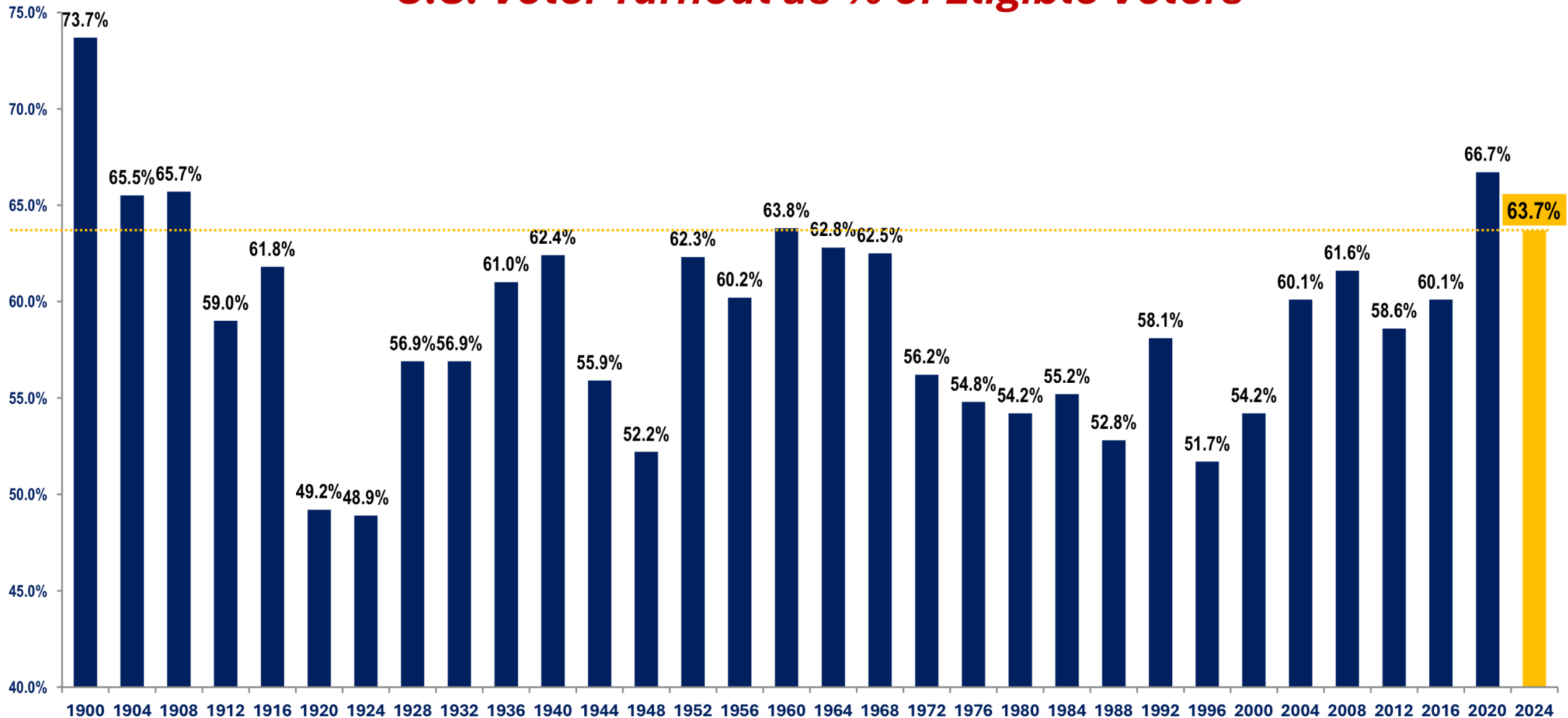
² [Party Divisions | US House of Representatives: History, Art & Archives](#)

³ [2024 Elections for U.S. House are still pending with five races still yet to be called](#)

2024 ELECTIONS: HISTORICAL TRENDS & INSIGHTS



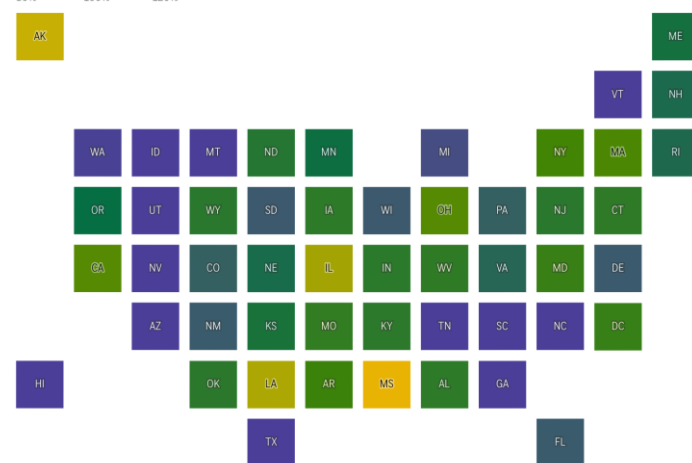
U.S. Voter Turnout as % of Eligible Voters



Voter turnout in the 2024 presidential election

Compared to 2020 vote Compared to 2016 vote

80% 100% 120%

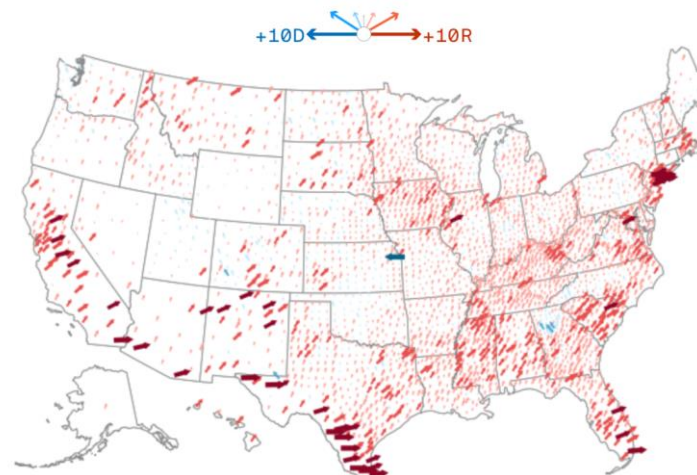


Ballots are still being counted in some states and percentages are expected to rise once totals are final.
Source: AP Election Services

AP

Presidential election partisan swing, by county

As of 12pm ET Nov. 15, 2024; Counties with at least 30% of precincts reporting; 2020-2024

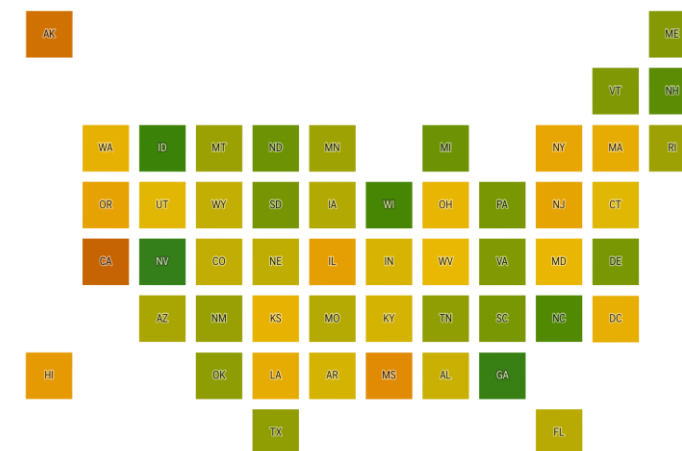


Data: AP. Chart: Axios Visuals

Voter turnout in the 2024 presidential election

Compared to 2020 vote Compared to 2016 vote

80% 100% 120%



Ballots are still being counted in some states and percentages are expected to rise once totals are final.
Source: AP Election Services

AP

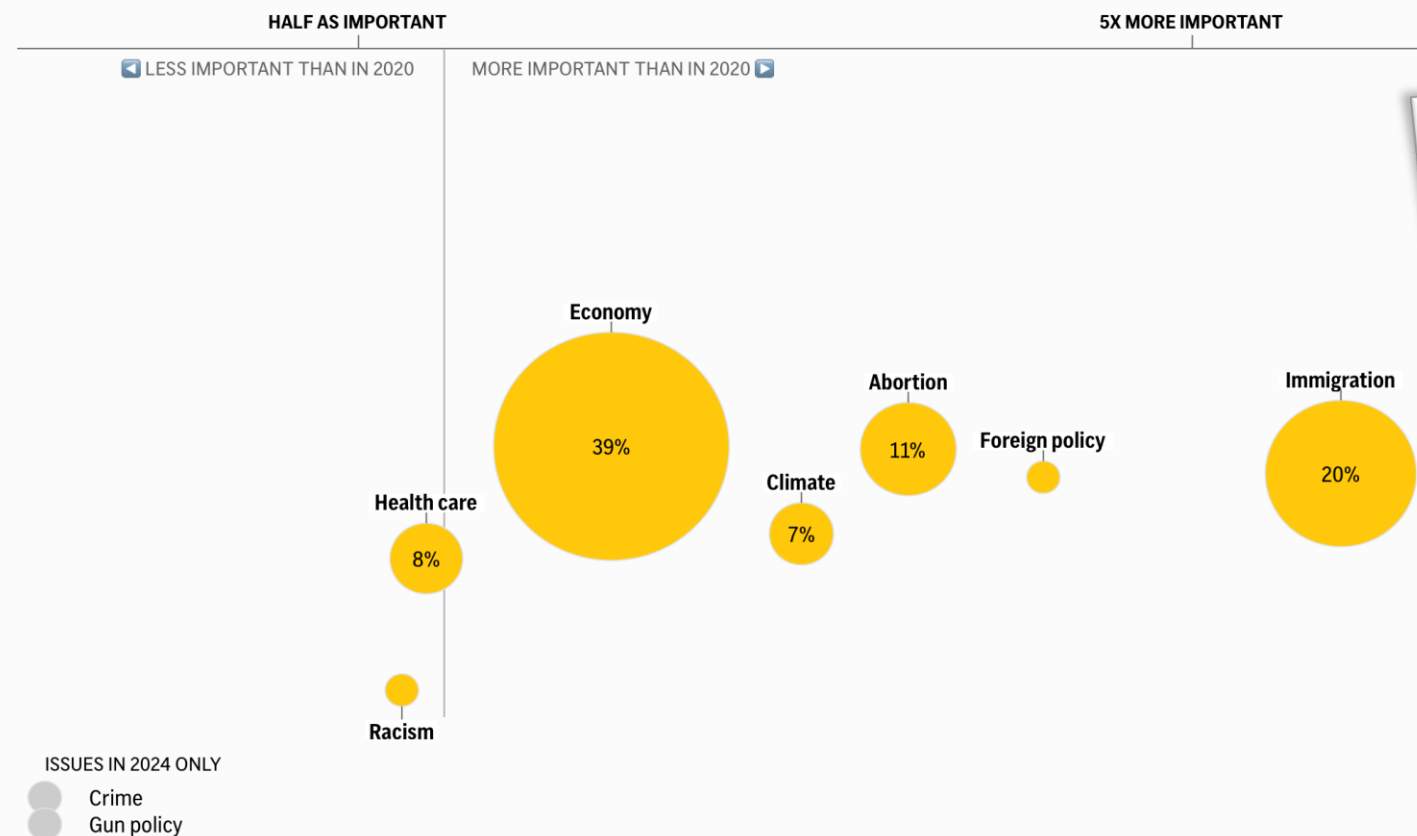
The issues that decided the 2024 election

The share of voters who said each issue was the most important facing the country in 2024, compared to 2020.

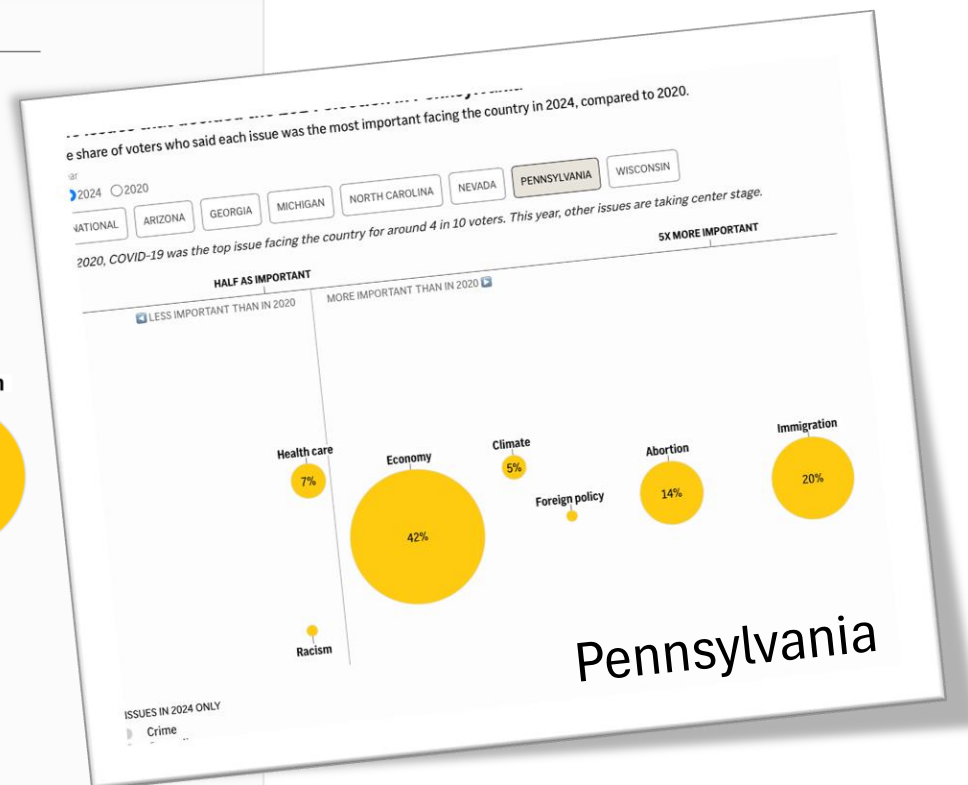
Year
☒ 2024 ☐ 2020

NATIONAL ARIZONA GEORGIA MICHIGAN NORTH CAROLINA NEVADA PENNSYLVANIA WISCONSIN

In 2020, COVID-19 was the top issue facing the country for around 4 in 10 voters. This year, other issues are taking center stage.

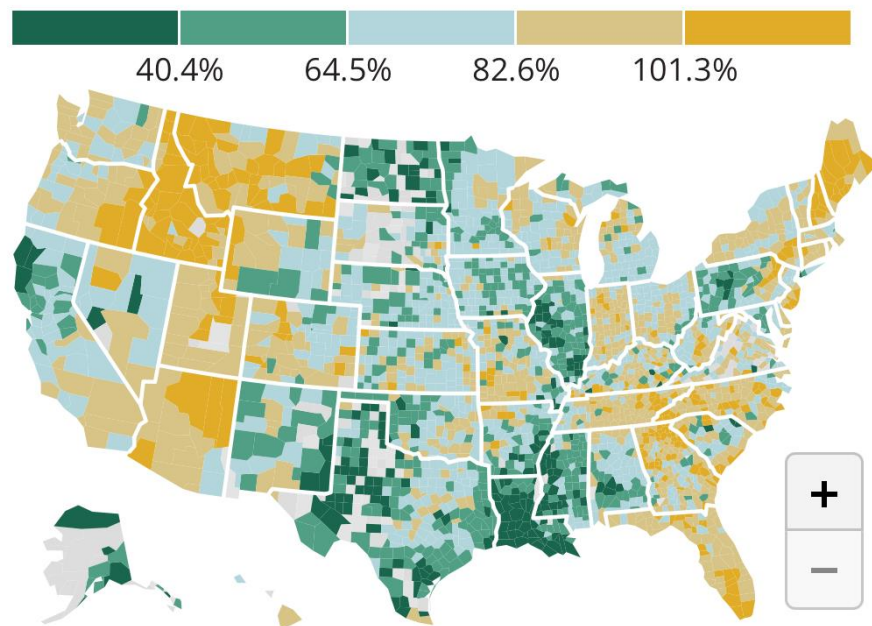


AP VoteCast is a survey of the American electorate conducted by NORC at the University of Chicago. More details here: <https://apnews.com/ap-votecast-faq>. Percentages may not add up to 100% due to rounding. Poll respondents were asked about the economy and jobs, health care, immigration, abortion, crime, climate change, foreign policy, gun policy and racism. Some of these labels have been shortened on the chart due to space constraints, including "the economy and jobs," which was shortened to "economy," and "climate change," which was shortened to "climate."



County-level housing inflation

How does housing inflation vary across the country?



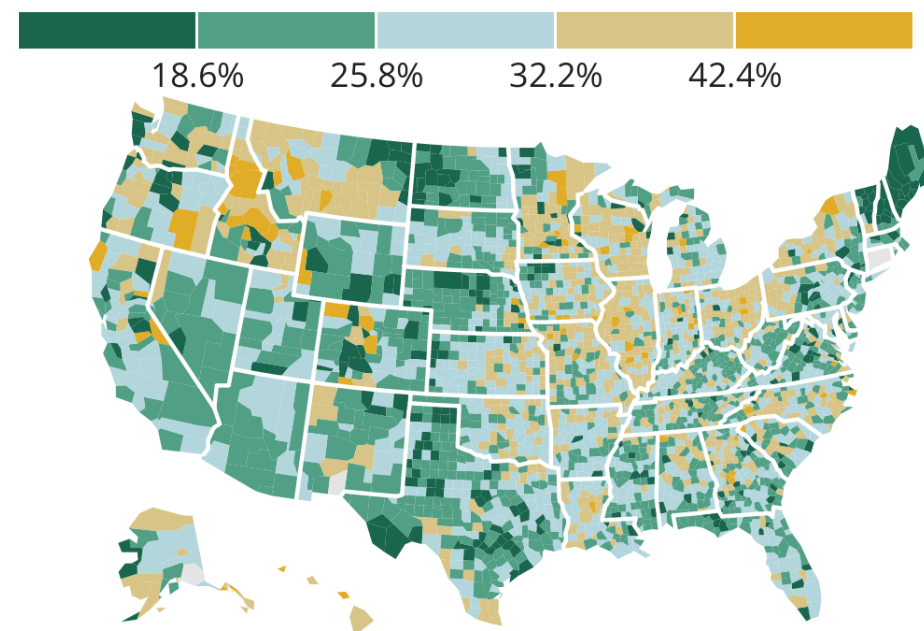
The data comes from the Zillow's total monthly payment data. Inflation is calculated from December, 2019 to October, 2024.

Source: [Data Provided by Treh Manhertz](#)



County-level food inflation

How does food inflation vary across the country?



The data comes from Feeding America's Map the Meal Gap. Inflation is calculated from 2019 to 2022, Feeding America's most recent estimate.

Source: [Feeding America](#)



2024 PRESIDENTIAL RACE



VOTE COMPARISON BY SHARE OF COUNTY GDP

Year	Candidate	Counties won	Total votes	Aggregate share of US GDP
2016	Hillary Clinton	472	65,853,625	64%
	Donald Trump	2,584	62,985,106	36%
2020	Joe Biden	512	80,074,447	71%
	Donald Trump	2,548	73,249,263	29%
2024*	Kamala Harris	382	64,663,968	60%
	Donald Trump	2,552	68,723,478	40%

President-elect Trump's winning base of 2,523 counties represents 87% of the nation's total counties yet 40% of the nation's GDP, according to Brookings Metro. Conversely, Vice President Harris' losing base of 376 counties represents 60% of the GDP. Compared with 2016 and 2020, Trump expanded his county base.

Source: Brookings analysis

B | Brookings Metro

Note: 2024 figures reflect unofficial results from 95% of counties (161 counties have yet to report results and multiple other counties have reported partial results) as of Thursday, November 7th. 2020 figures represent results for 3,060 counties for which 2018 GDP is available.

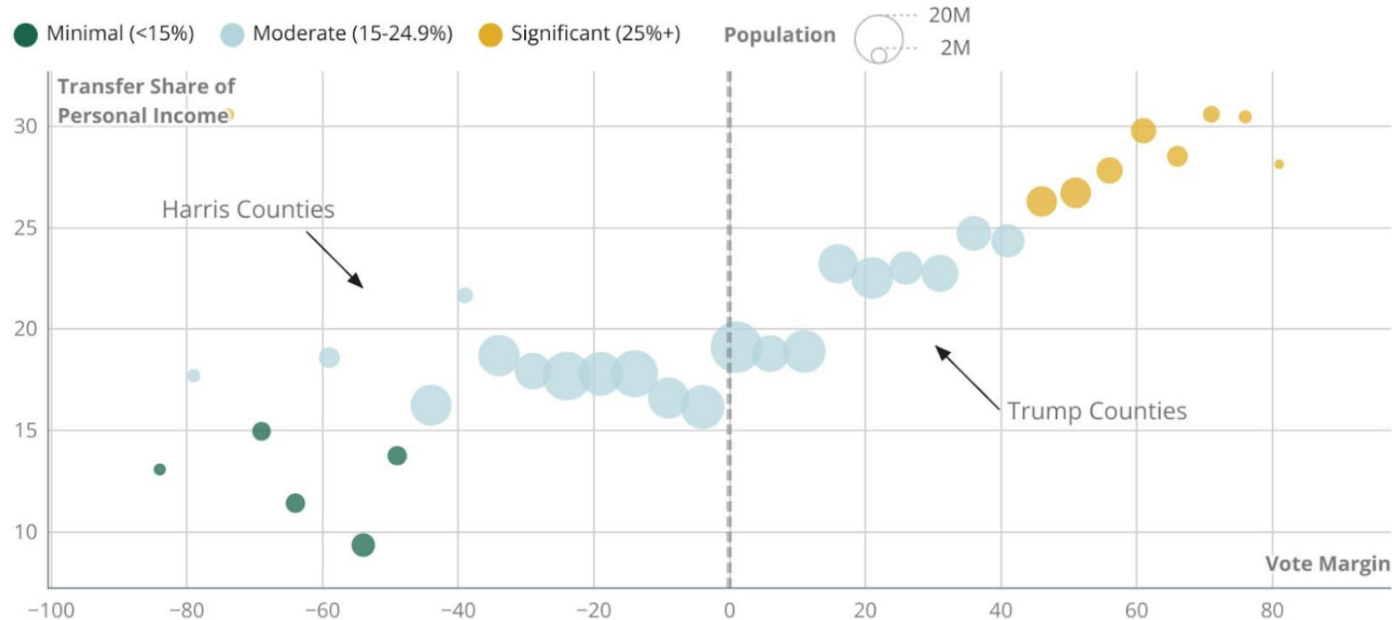
2024 PRESIDENTIAL RACE



RESULTS BY VOTE MARGIN AND COUNTY CHANGE

How does transfer reliance relate to voting patterns?

County vote margins are broken down into 5% bins across the range of the data. Bins to the right of 0 are counties won by Trump. Counties to the left were won by Harris. The transfer share of personal income is calculated as the population weighted averaged across all of the counties in that bin.



Due to recent budget constraints, the Bureau of Economic Analysis no longer published CAINC35, which includes a more detailed breakout of personal current transfer receipts at the county level. As such, this figure is limited to personal current transfer receipts rather than strictly government transfer receipts.

Source: Bureau of Economic Analysis



Places that rely more on government transfers tended to vote for Trump, according to EIG analysis, while less reliant places tended to vote for Harris. As of 2022, 18 percent of total personal income in the U.S. came from government transfers.

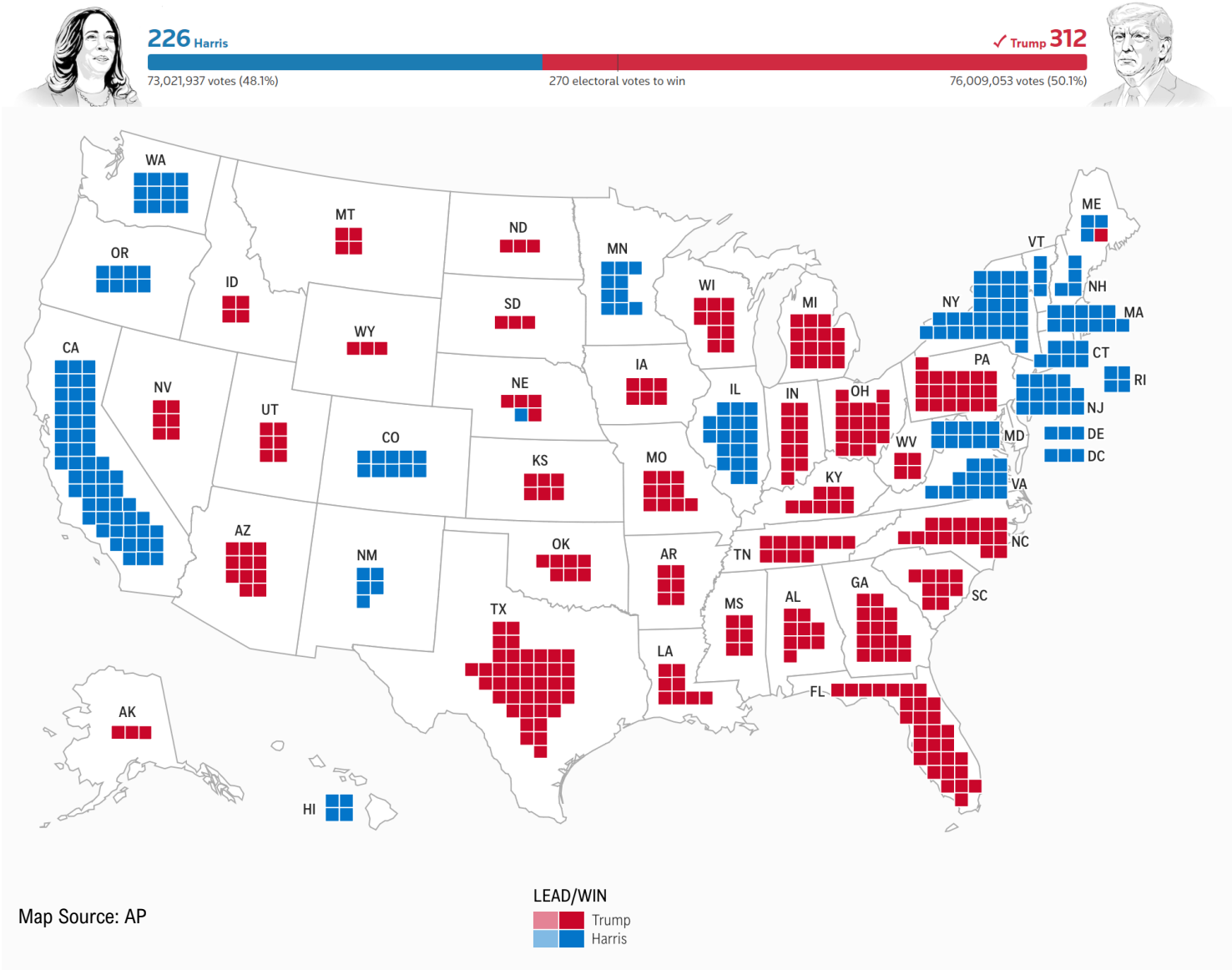
Trump received 63 percent of the vote among significantly reliant counties, whose residents receive at least a quarter of their personal income from transfers.



U.S. ELECTIONS 2024

A HISTORIC RACE FOR THE PRESIDENCY

2024 PRESIDENTIAL RACE

LEAD/WIN
Trump
Harris

A national ‘red wave’ with all ‘toss up’ states *swinging right*

Competitive				Lean Republican				Solid Republican			
	DEM.	REP.	% EXP.		DEM.	REP.	% EXP.		DEM.	REP.	% EXP.
Minn.	51%	47%	99%	Fla.	43%	56%	99%	Alaska	41%	55%	94%
Ariz.	47%	52%	98%	Texas	42%	56%	99%	Ala.	34%	65%	99%
Ga.	49%	51%	99%					Ark.	34%	64%	98%
Mich.	48%	50%	99%					Iowa	43%	56%	99%
Nev.	47%	51%	99%					Idaho	30%	67%	99%
Pa.	49%	50%	99%					Ind.	40%	59%	99%
Wis.	49%	50%	99%					Kan.	41%	57%	99%
N.C.	48%	51%	99%					Ky.	34%	65%	99%
								La.	38%	60%	99%
								Mo.	40%	58%	99%
								Miss.	37%	61%	97%
								Mont.	38%	58%	99%
								N.D.	31%	67%	99%
								Neb.	39%	60%	99%
								Ohio	44%	55%	97%
								Okla.	32%	66%	100%
								S.C.	40%	58%	99%
								S.D.	34%	63%	100%
								Tenn.	34%	64%	99%
								Utah	38%	59%	99%
								W.Va.	28%	70%	99%
								Wyo.	26%	72%	100%

Solid Democrat				Lean Democrat			
	DEM.	REP.	% EXP.		DEM.	REP.	% EXP.
Calif.	59%	38%	89%	Maine	52%	45%	99%
Colo.	54%	43%	97%	N.H.	51%	48%	100%
Conn.	56%	42%	99%	N.M.	52%	46%	99%
D.C.	90%	7%	99%	Va.	52%	46%	99%
Del.	57%	42%	100%				
Hawaii	61%	37%	100%				
Ill.	54%	44%	94%				
Mass.	61%	36%	97%				
Md.	62%	35%	95%				
N.J.	52%	46%	93%				
N.Y.	56%	44%	98%				
Ore.	55%	41%	97%				
R.I.	56%	42%	99%				
Vt.	64%	32%	100%				
Wash.	58%	39%	94%				

Source: CBS News.com

2024 PRESIDENTIAL RACE



RESULTS BY VOTE MARGIN AND COUNTY CHANGE

County Type	Decline in the R voting share 2020-2024	Increase in the R voting share 2020-2024
Large urban	4.1%	95.9%
Mid-sized urban	3.9%	96.1%
Small urban	7.9%	92.1%
Small town	9.2%	90.8%
Suburban	16.0%	84.0%
Rural	8.8%	91.2%

Counties with the highest cost of living shifted most toward Trump

COUNTY'S COST OF LIVING	CHANGE IN TRUMP'S VOTE SHARE FROM 2020 (IN PERCENTAGE POINTS)
Top 5%	+5.3
Top 10%	+4.6
80-90%	+2.2
70-80%	+2.3
60-70%	+2.2
50%-60%	+2.2
40-50%	+2.7
30-20%	+2.2
20-30%	+2.3
10-20%	+2.8
Bottom 10%	+3.7

NOTE: The cost-of-living percentiles are calculated based on the county-level regional price parities data of 2022 from the Bureau of Economic Analysis.

Source: AP; Bureau of Economic Analysis, author analysis

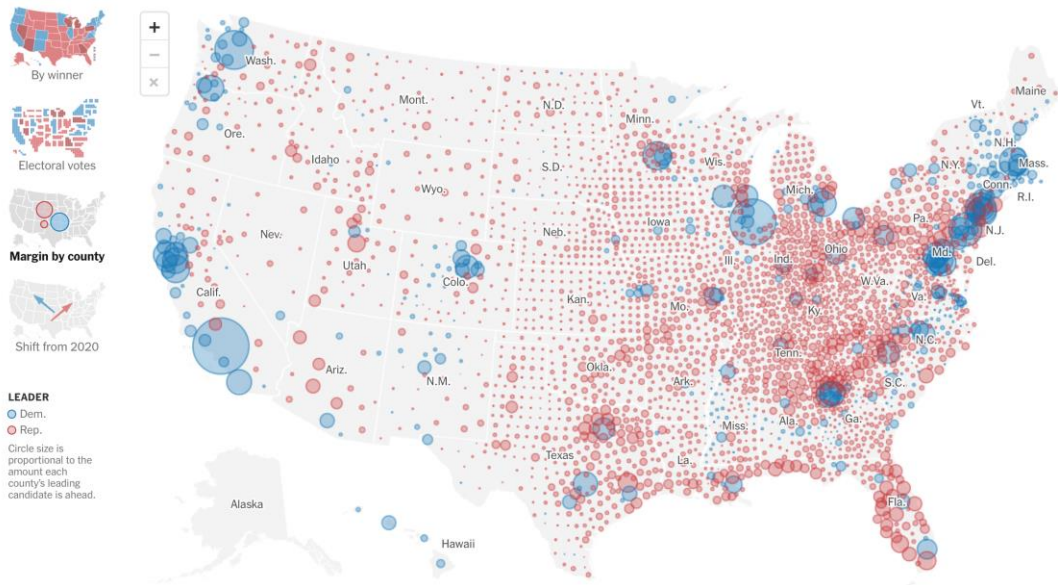


Source: Economic Innovation Group

The biggest declines in vote shares for Harris took place in the most expensive and most populous counties. Yet, the voter shift from Democrats to Republicans occurred across the vast majority of the country.

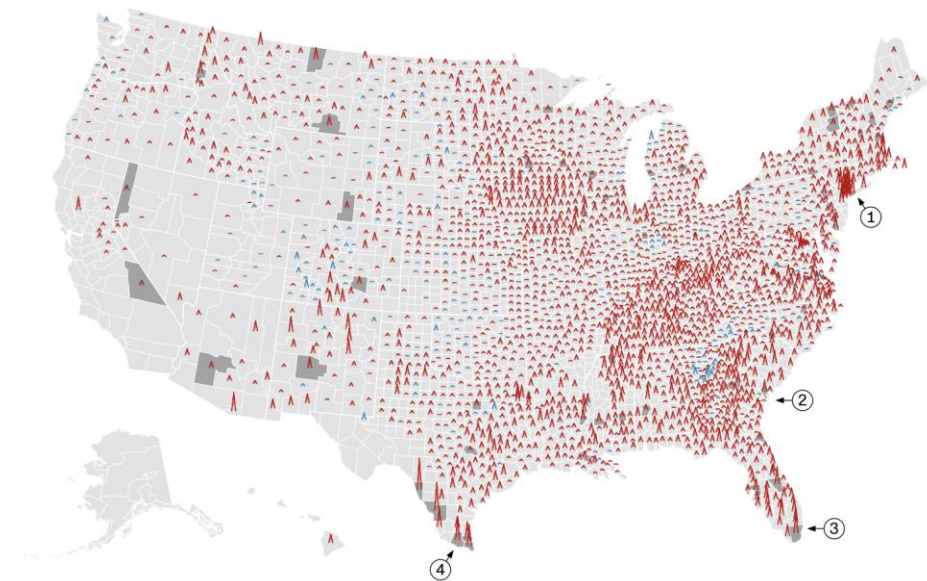
2024 PRESIDENTIAL RACE

RESULTS BY VOTE MARGIN AND COUNTY CHANGE



At least 2,533 counties shifted more Republican while only 272 turned more Democratic from 2020 race

Source: New York Times



Counties where Democrats increased their share of the vote  Counties where Republicans increased their share of the vote 

+20ppt  +5ppt   Flipped county

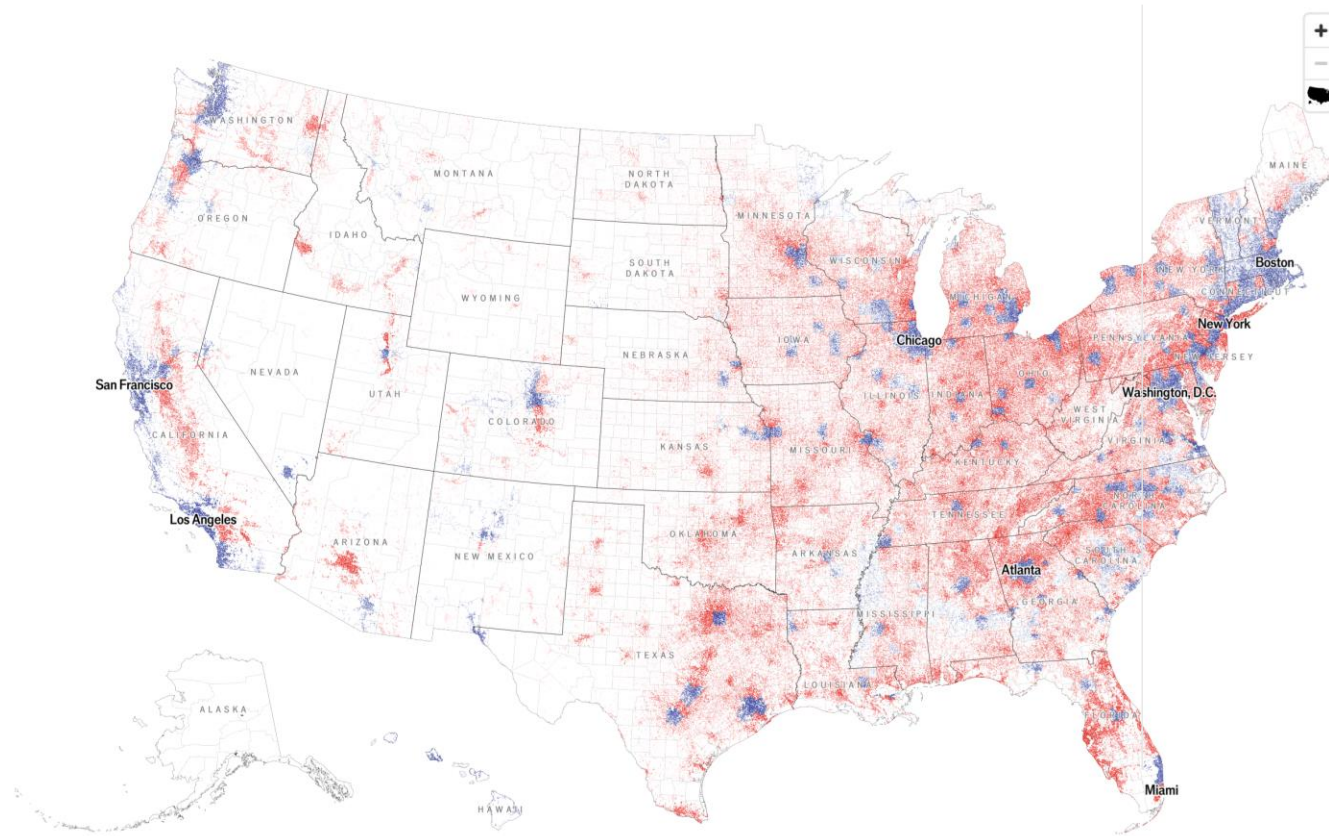
2024 PRESIDENTIAL RACE

RESULTS BY COUNTY, SCALED BY POPULATION DENSITY

Results by county, scaled by population density

Updated Nov 17th 14:56 EST

Find a county

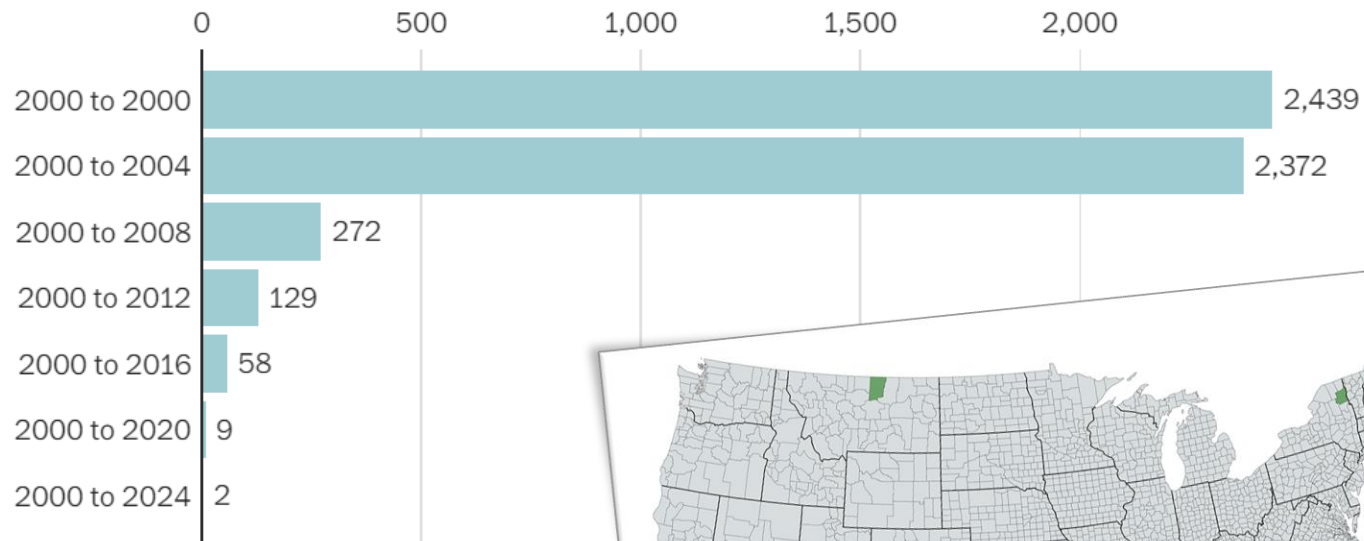


2024 PRESIDENTIAL RACE



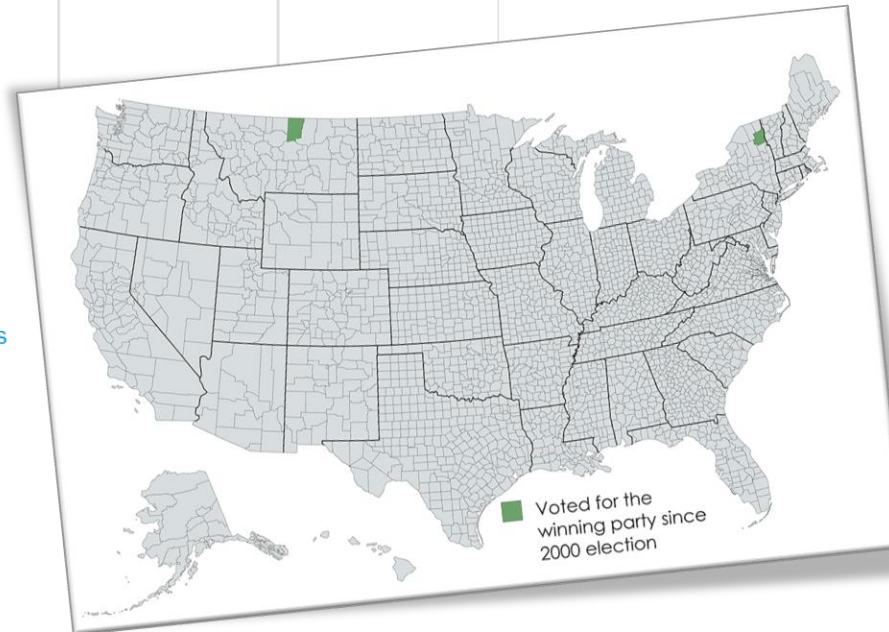
BELLWETHER COUNTIES

Counties with a streak of picking winning president since 2000.



Source: [Dave Leip's Atlas of U.S. Presidential Elections](#)

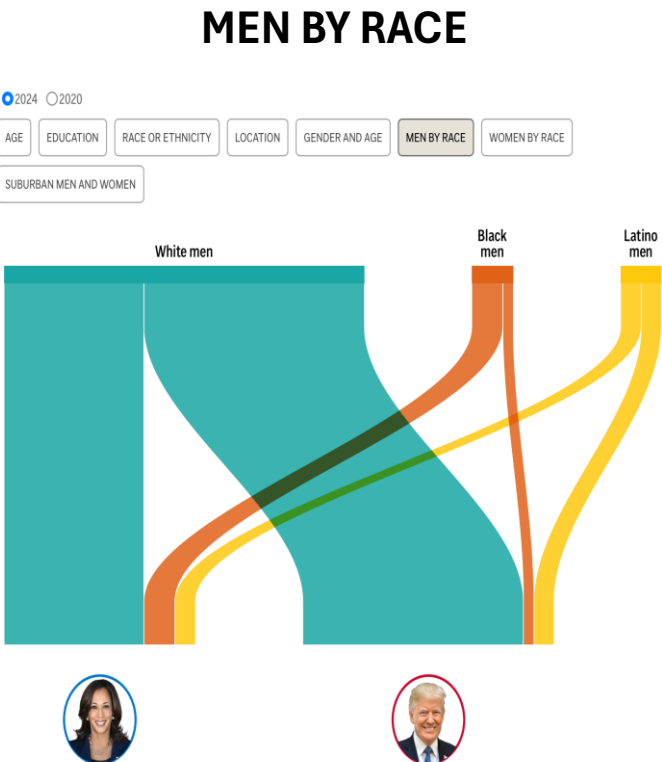
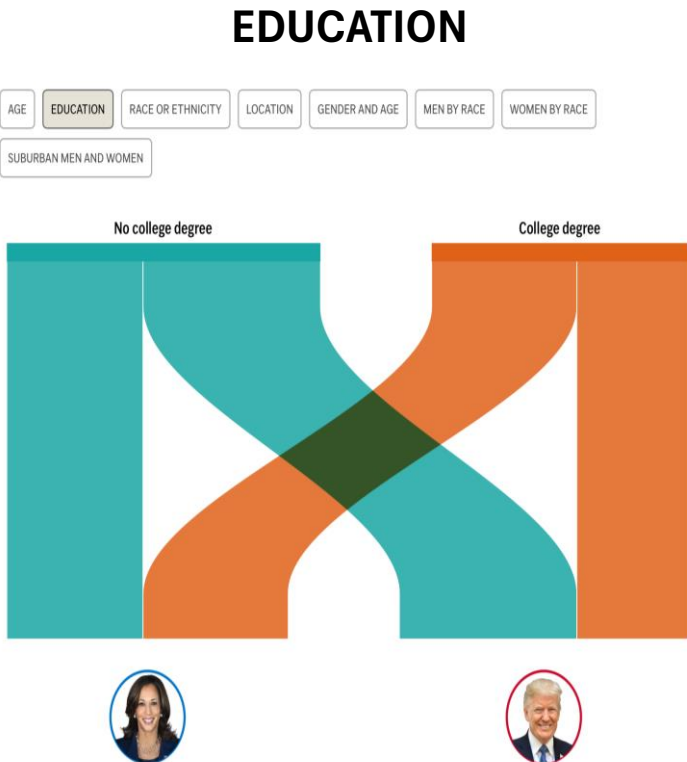
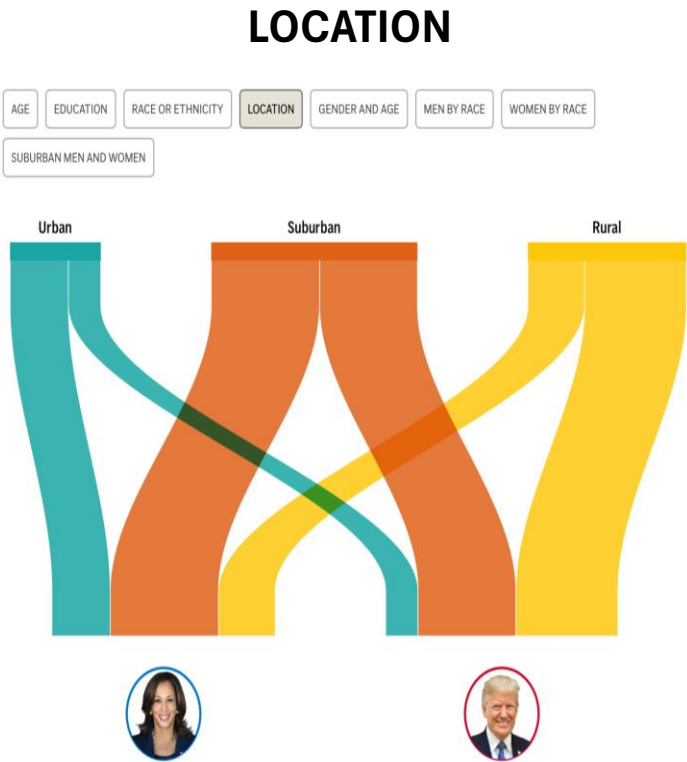
DAN KEATING / THE WASHINGTON POST



County Voting Patterns:

- 2,067 counties voted **Republican** every time since 2000
- 318 counties voted **Democratic** every time since 2000
- Between 2000 and 2020, **nine counties** voted each time for the winner of the presidency
- **Blaine County, Montana and Essex, New York are the only two counties** left to vote for the winner in every presidential election since 2000

How key groups of Americans voted in 2024



AP VoteCast is a survey of the American electorate conducted by NORC at the University of Chicago. More details here: <https://apnews.com/ap-votecast-faq>. Percentages may not add up to 100% due to rounding. "Rural" includes people who live in small towns. Urban, suburban, and rural designations are self-identified.



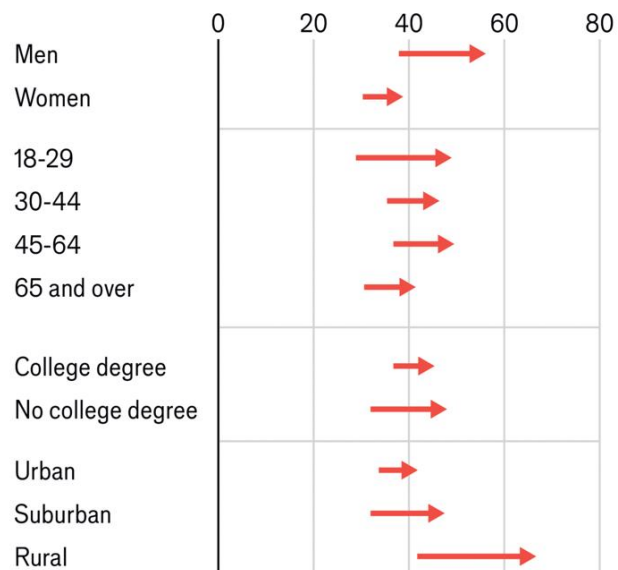
How key groups of Americans voted in 2024

Latino voters

2

US presidential elections,
Trump two-party vote share, %

2020 → 2024



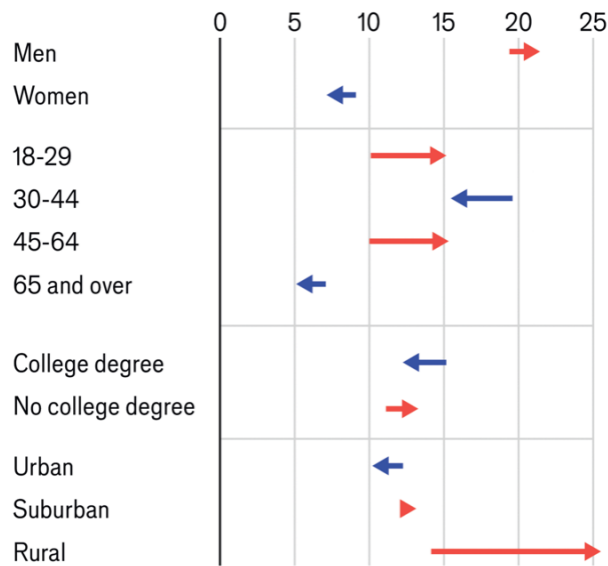
Source: Edison Research

Black voters

3

US presidential elections,
Trump two-party vote share, %

2020 → 2024



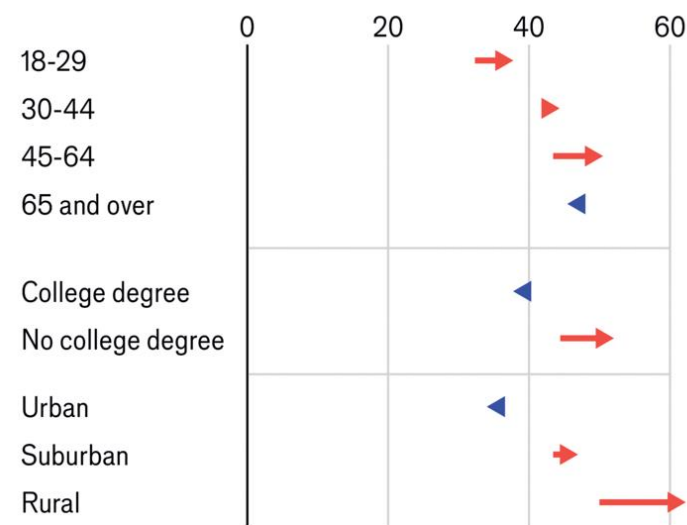
Source: Edison Research

Female voters

5

US presidential elections,
Trump two-party vote share, %

2020 → 2024



Source: Edison Research



U.S. ELECTION 2024

THE PURSUIT OF CONGRESSIONAL MAJORITIES

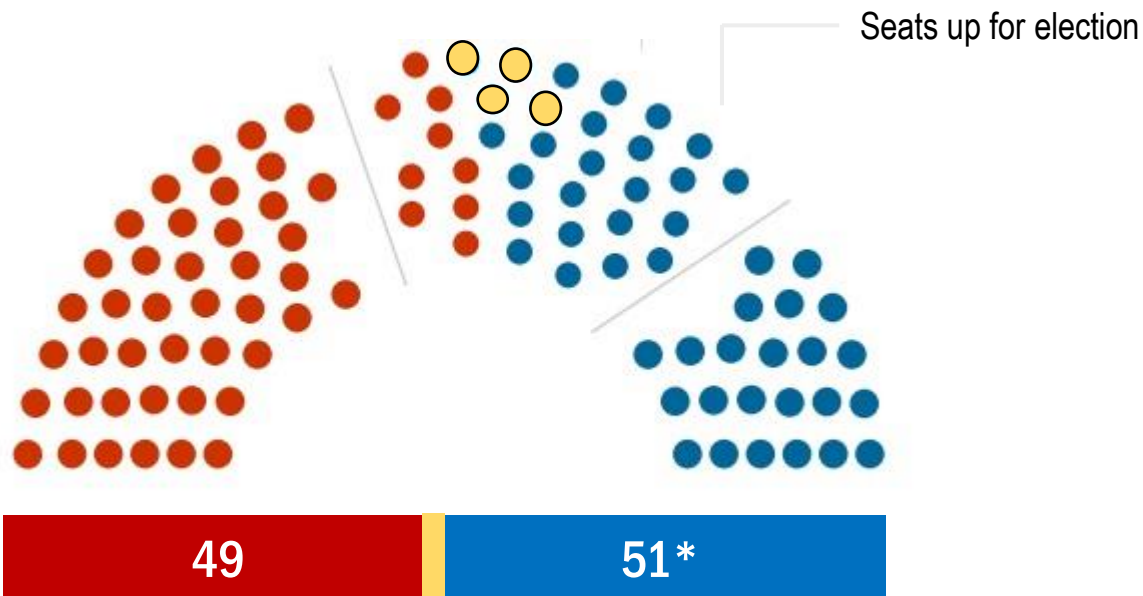
U.S. SENATE: 2024 ELECTION



REPUBLICANS GAIN CONTROL

PRE-ELECTION 118th CONGRESS

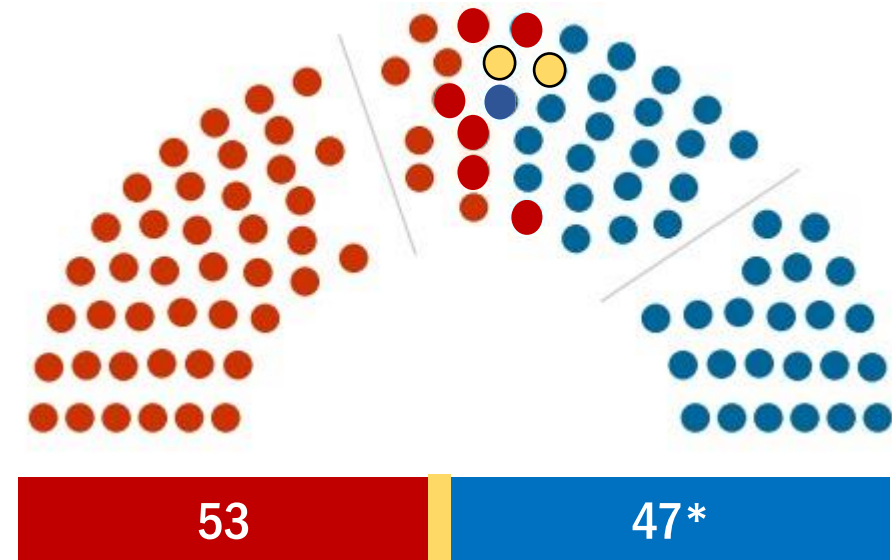
Democratic control with 51-49 floor majority



**Four seats held by independents who caucus with Democrats*

POST-ELECTION 119th CONGRESS

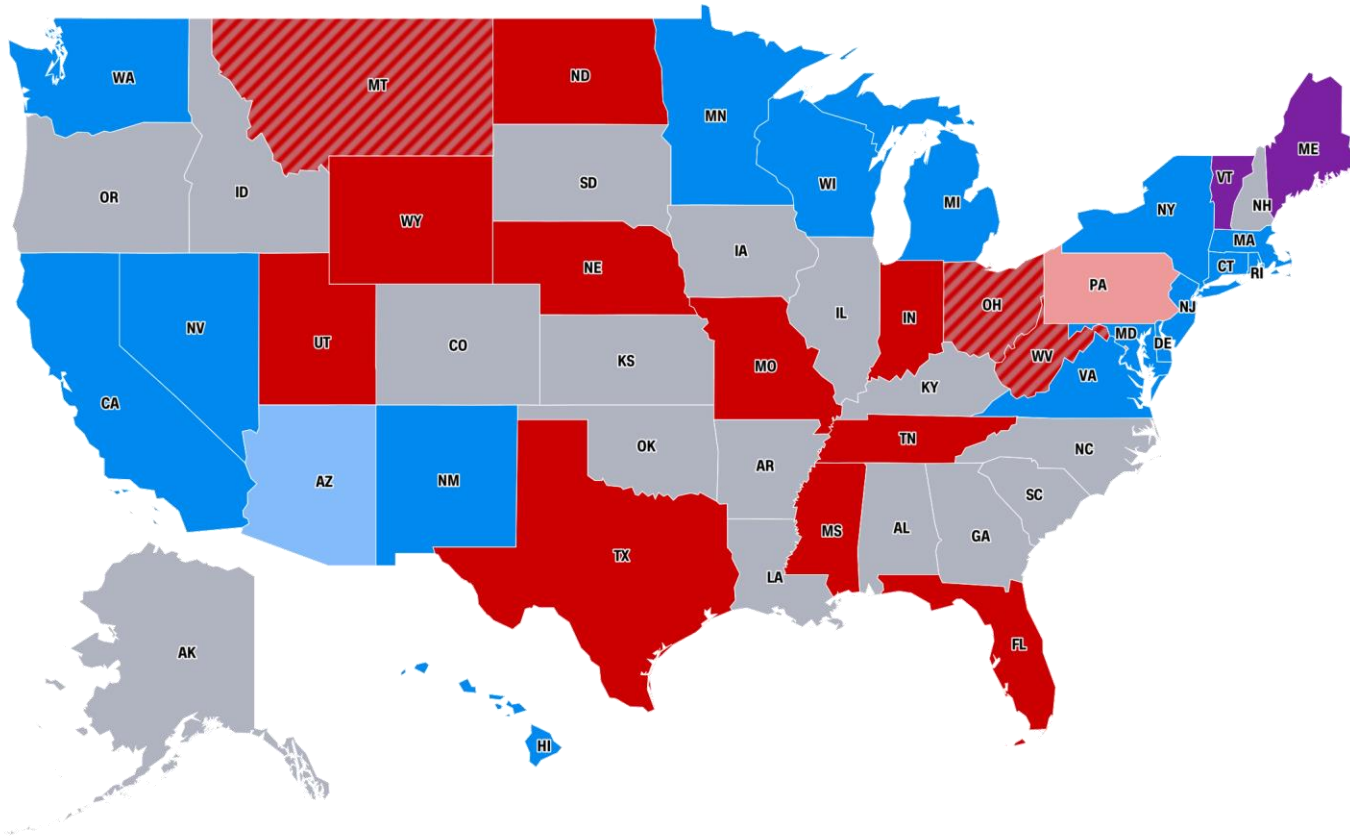
Republicans gain 53-47* majority control



**Two seats held by independents who caucus with Democrats*


U.S. SENATE: 2024 ELECTION

REPUBLICANS GAIN 53-47* CONTROL



Republicans win majority control of the U.S. Senate, a significant victory for the party that has been locked out of the chamber's majority since 2021.

** Pa. Results still being challenged*



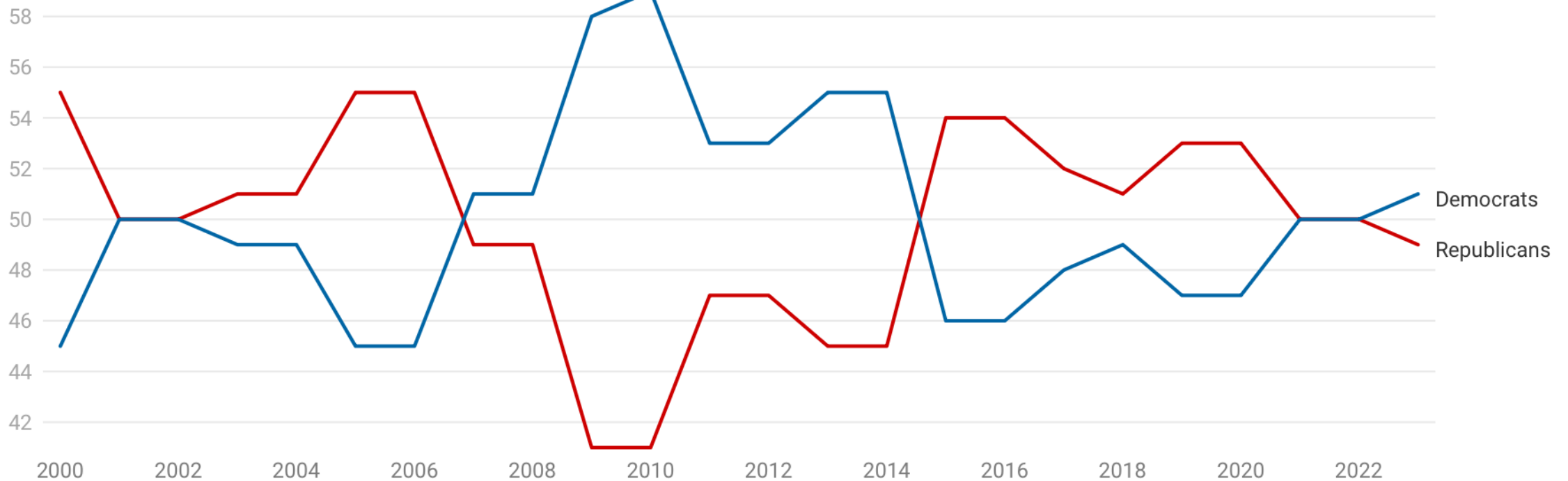
Source: New York Times

U.S. SENATE: 2024 ELECTION



PRE-2025 HISTORICAL TRENDS: PARTISAN CONTROL

Partisan control of the United States Senate (2000-2023)



Note: Figures represent party strength on January 31 of a given year. Independents were counted with the party with which they chose to caucus.

U.S. SENATE: 2024 ELECTION



HISTORICAL TRENDS: STATE SPLIT TICKET VOTING

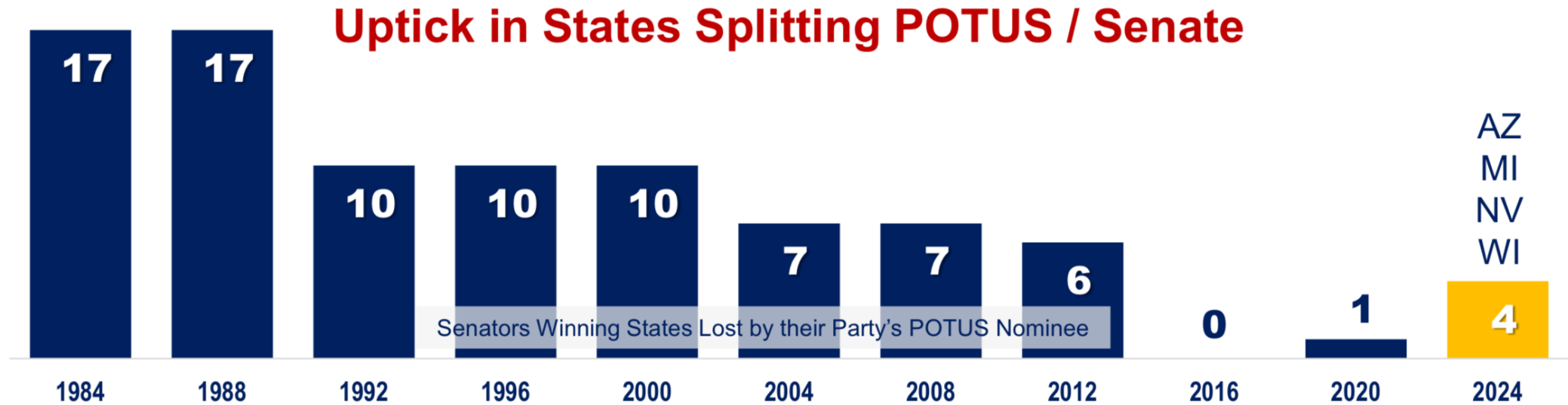


Chart Source: Mehlman Consulting

Only four states split support with Trump presidential vote support yet the state's Democratic candidate winning the U.S. Senate seat: **Arizona, Michigan, Nevada and Wisconsin**

U.S. SENATE RACES



⌊ Fewer states than ever will have split-party Senate delegations

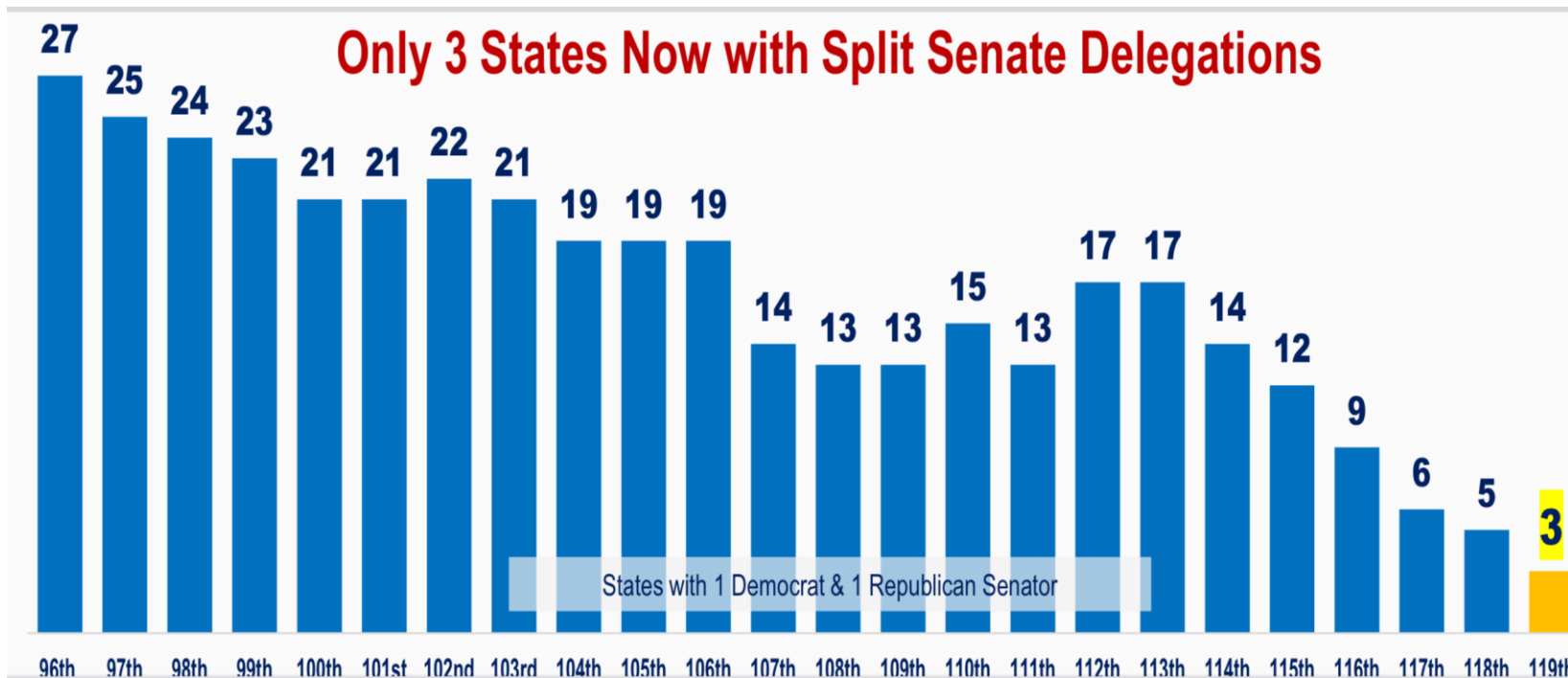


Chart Source: Mehlman Consulting

Split states were lost in Mont., Ohio and W.V., leaving only 3 split delegations left in the U.S. Senate: **Maine, Pa. and Wis.**

U.S. SENATE LEADERSHIP

REPUBLICAN LEADERSHIP

- **Majority Leader:** John Thune (R-S.D.)*
 - Mitch McConnell (R-Ky.)** served as the longest Senate party leader in U.S. history
- **Majority Whip:** John Barrasso (R-Wyo.)
- **Conference Chair:** Tom Cotton (R-Ark.)*
- **Policy Chair:** Shelley Moore Capito (R-W.Va.)

DEMOCRATIC LEADERSHIP

- **Minority Leader:** Chuck Schumer (D-N.Y.)
- **Minority Whip:** Richard Durbin (D-Ill.)
- **Chair of Policy and Communications Committee:**
To be determined
 - Debbie Stabenow (D-MI)** is retiring
 - Amy Klobuchar (D-Minn.)* and Cory Booker (D-N.J.) have expressed interest

** Indicates new to position*

*** Indicates former county official*

As of July 2023

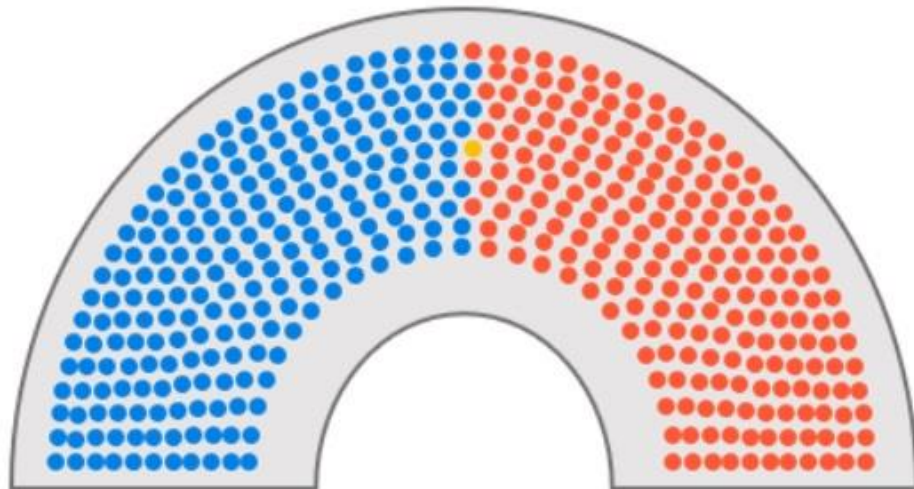


U.S. HOUSE: 2024 RACES

REPUBLICANS RETAIN CONTROL

PRE-ELECTION: 118th CONGRESS

218 seats is magic number for majority



213

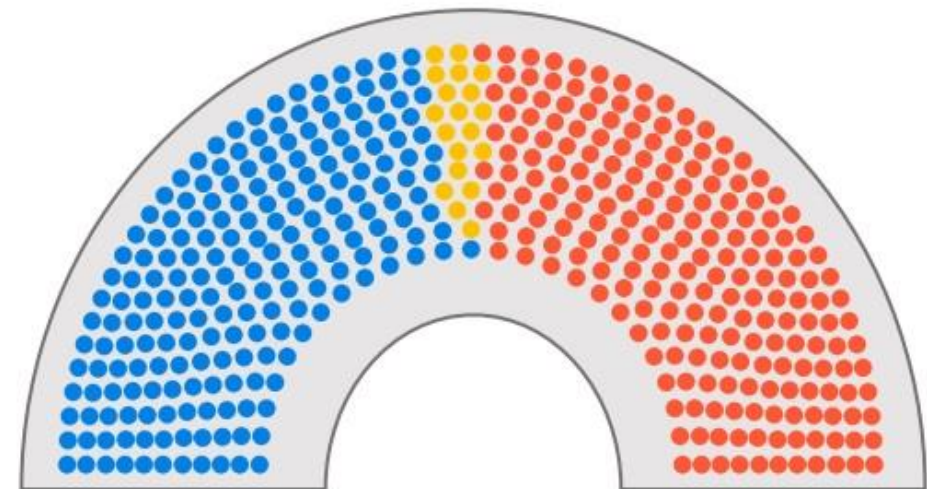
220

2 vacancies



POST-ELECTION: 119th CONGRESS

218 seats is magic number for majority



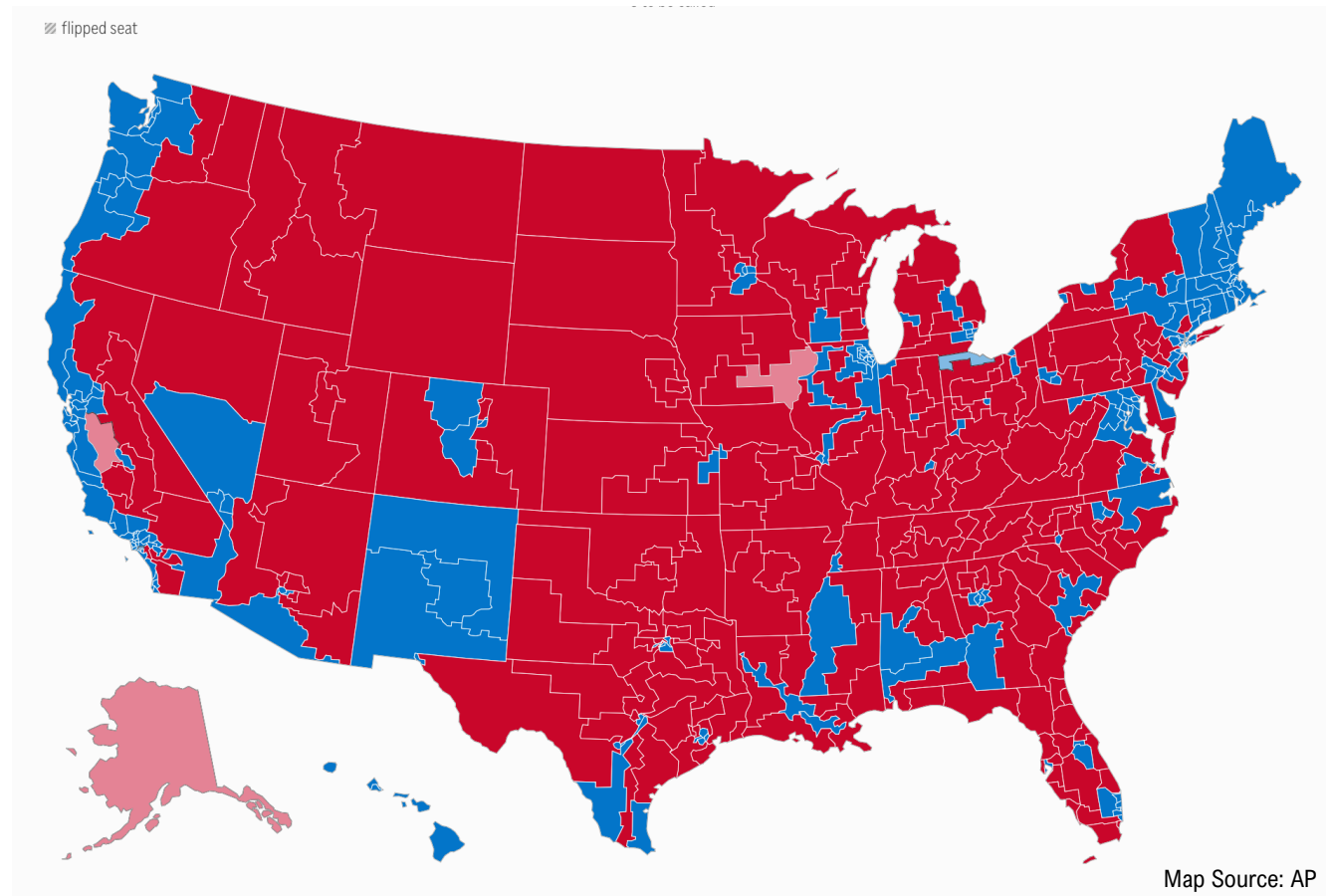
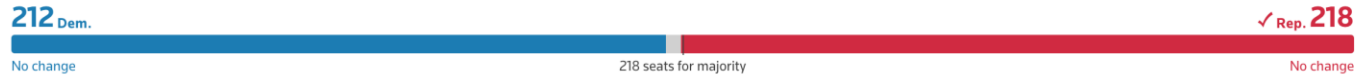
212

218

5 races still yet to be called
11/16/2024

U.S. HOUSE: 2024 ELECTION

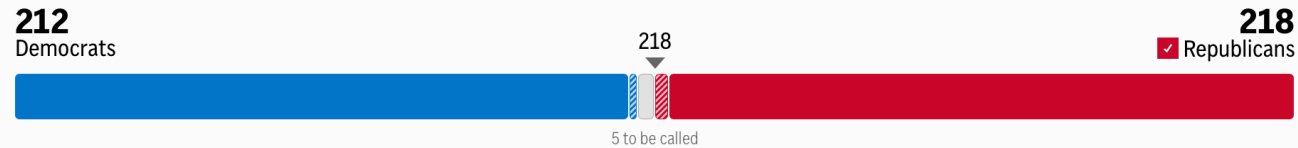
REPUBLICANS RETAIN CONTROL



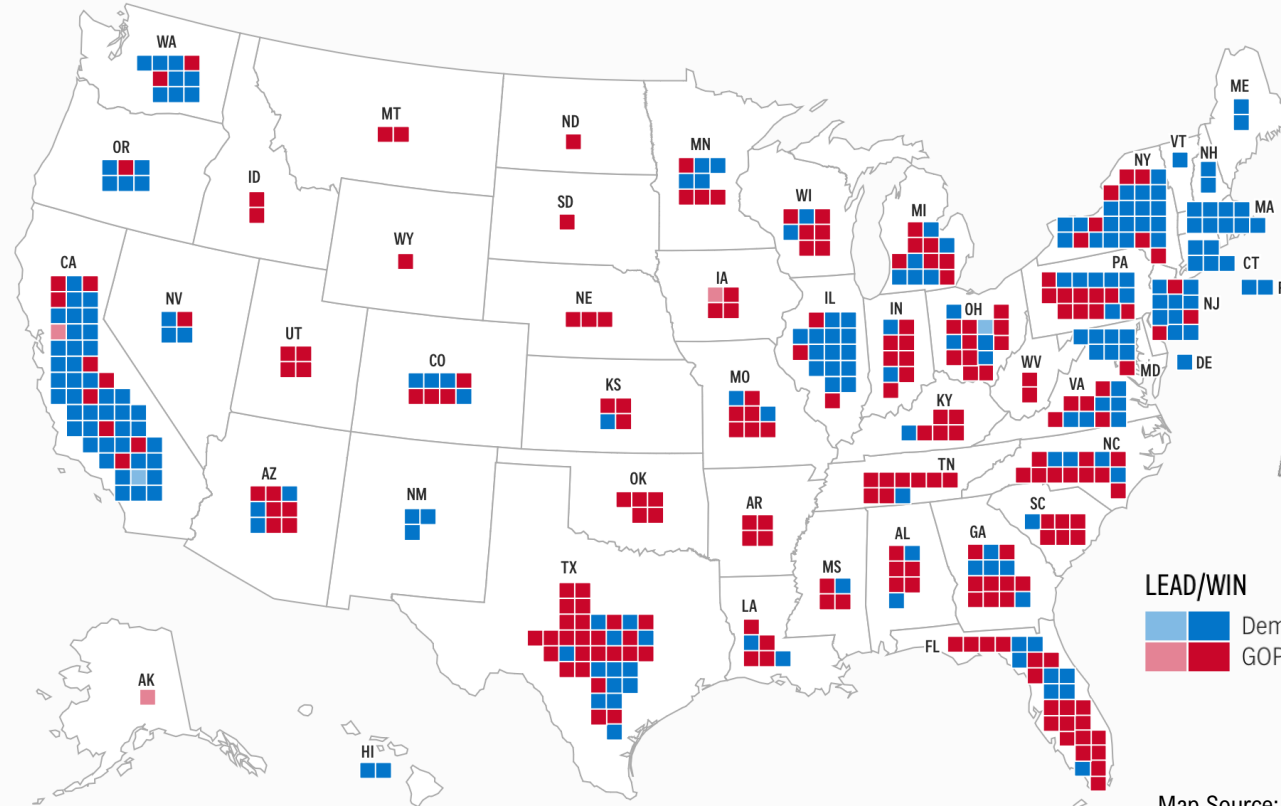
- **Republicans hit majority control with 218 seats, with 212 Democrats, with 5 races left to be called**
- **GOP majority is only 220-213 for the Lame Duck session** of current Congress with two vacancies
- GOP flipped seven seats while Democrats flipped six, **for a net GOP gain of just one seat so far**
- **Of pending races**, GOP lead in four and DEMs lead in five
- **President-Elect Trump has already named three House members** to his administration so special elections ahead:
 - Matt Gaetz (R-Fla.), Attorney General
 - Elise Stefanik (R-N.Y.), UN Ambassador
 - Mike Waltz (R-Fla.), National Security Adviser

U.S. HOUSE: 2024 ELECTION

MAKEUP OF STATE-LEVEL DELEGATIONS



flipped seat



Map Source: AP

Key U.S. House races

POLL CLOSE	SEAT	LEADING CANDIDATE	EST. VOTES COUNTED
7 p.m.	REPUBLICAN WIN	VIRGINIA 2 »	Kiggans +4%
7:30 p.m.	DEMOCRATIC	VIRGINIA 7 »	Vindman +2%
		NORTH CAROLINA 1 »	Davis +2%
		OHIO 9 »	Kaptur +1%
8 p.m.		MAINE 2 »	Sykes +2%
		MARYLAND 6 »	Golden +2%
		MICHIGAN 7 »	McClain Delaney +6%
		MICHIGAN 8 »	Barrett +4%
		MICHIGAN 10 »	McDonald Rivet +7%
		NEW JERSEY 7 »	James +6%
		PENNSYLVANIA 7 »	Kean Jr. +6%
		PENNSYLVANIA 8 »	Mackenzie +1%
		PENNSYLVANIA 10 »	Bresnahan +2%
9 p.m.		TEXAS 15 »	Perry +1%
		ARIZONA 1 »	De La Cruz +14%
		ARIZONA 6 »	Schweikert +4%
		COLORADO 8 »	Ciscomani +3%
		IOWA 1 »	Evans +1%
			Miller-Meeks +1%
9 p.m.		DEMOCRATIC	
9 p.m.		IOWA 3 »	Nunn +4%
		NEBRASKA 2 »	Bacon +2%
		NEW MEXICO 2 »	Vasquez +4%
		NEW YORK 17 »	Gillen +2%
		NEW YORK 18 »	Lawler +6%
		NEW YORK 19 »	Ryan +14%
		NEW YORK 22 »	Riley +2%
10 p.m.		WISCONSIN 3 »	Mannion +9%
11 p.m.		MONTANA 1 »	Van Orden +3%
		CALIFORNIA 13 »	Zinke +8%
		CALIFORNIA 22 »	Duarte +1%
		CALIFORNIA 27 »	Valadao +7%
		CALIFORNIA 41 »	Whitesides +3%
		CALIFORNIA 45 »	Calvert +3%
		CALIFORNIA 47 »	Tran +1%
		OREGON 5 »	Min +3%
1 a.m.		WASHINGTON 3 »	Bynum +2%
		ALASKA 1 »	Gluesenkamp Perez +4%
			Begich +3%

Updated Nov 17, 2024, 10:47 AM

U.S. HOUSE: 2024 ELECTIONS



FIVE RACES STILL PENDING FINAL RESULTS

Pa. 10 ›	✓ Perry +1.3	+5,235 votes	>95% <div></div>	12h ago	218 Republicans won 218 FOR HOUSE CONTROL
Pa. 7 ›	✓ Mackenzie +1	+4,187 votes	>95% <div></div>	18h ago	
Colo. 8 ›	✓ Evans +0.73	+2,448 votes	>95% <div></div>	19h ago	
Alaska 1* ›	Begich +3	+9,175 votes	>95% <div></div>	5h ago	
Calif. 13 ›	Duarte +1.1	+2,004 votes	86% <div></div>	15h ago	
Iowa 1 ›	Miller-Meeks +0.19	+801 votes	>95% <div></div>	Nov. 14, 2024	
Calif. 45 ›	Steel +0.02	+58 votes	93% <div></div>	15h ago	212 Democrats won
Ohio 9 ›	Kaptur +0.33	+1,193 votes	>95% <div></div>	Nov. 6, 2024	
Maine 2 ‡ ›	✓ Golden +0.7	+2,706 votes	>95% <div></div>	15h ago	
N.C. 1 ›	✓ Davis +1.7	+6,252 votes	>95% <div></div>	15h ago	
Ohio 13 ›	✓ Sykes +2	+7,953 votes	>95% <div></div>	Nov. 6, 2024	

Source: New York Times
As of November 15, Noon

U.S. HOUSE LEADERSHIP

REPUBLICAN LEADERSHIP

House Republican Caucus elected the following top leadership:

- **Speaker:** Mike Johnson (R-La.)
- **Majority Leader:** Steve Scalise (R-La.)
- **Majority Whip:** Tom Emmer (R-Minn.)
- **Conference Chair:** Lisa McClain (R-Mich.)*

** Indicates new to position*

DEMOCRATIC LEADERSHIP

House Democrat Caucus will hold leadership elections the week of Nov. 18. Expected leadership:

- **Minority Leader:** Hakeem Jeffries (D-N.Y.)
- **Minority Whip:** Katherine Clark (D-Mass.)
- **Conference Chair:** Pete Aguilar (D-Calif.)


119TH CONGRESS: FORMER COUNTY OFFICIALS



30 STATES



**79 FORMER COUNTY ELECTED OFFICIALS
IN U.S. CONGRESS**



**57 FORMER COUNTY
ELECTED OFFICIALS**

U.S. HOUSE OF REPRESENTATIVES



**3 NEW FORMER COUNTY
ELECTED OFFICIALS**

**12 FORMER COUNTY
ELECTED OFFICIALS**

U.S. SENATE



**2 NEW FORMER COUNTY
ELECTED OFFICIALS**

119TH CONGRESS: FORMER COUNTY OFFICIALS U.S. SENATE



NEW FORMER COUNTY ELECTED OFFICIALS



Angela Alsobrooks
County Executive
Prince George's County
Maryland



Jim Banks,
Former Councilmember
Whitley County
Indiana

The U.S. Senate
will now include
13 Former
County Officials

119TH CONGRESS: FORMER COUNTY OFFICIALS U.S. HOUSE OF REPRESENTATIVES



NEW FORMER COUNTY ELECTED OFFICIALS



George Latimer
County Executive
Westchester County
New York



John Olszewski
County Executive
Baltimore County
Maryland



Michael Baumgartner
Treasurer
Spokane County
Washington

The U.S. House
will now include
51 Former
County Officials



ELECTION 2024: STATE GOVERNMENT

COUNTY INSIGHTS ACROSS THE STATES



NOVEMBER 18, 2024

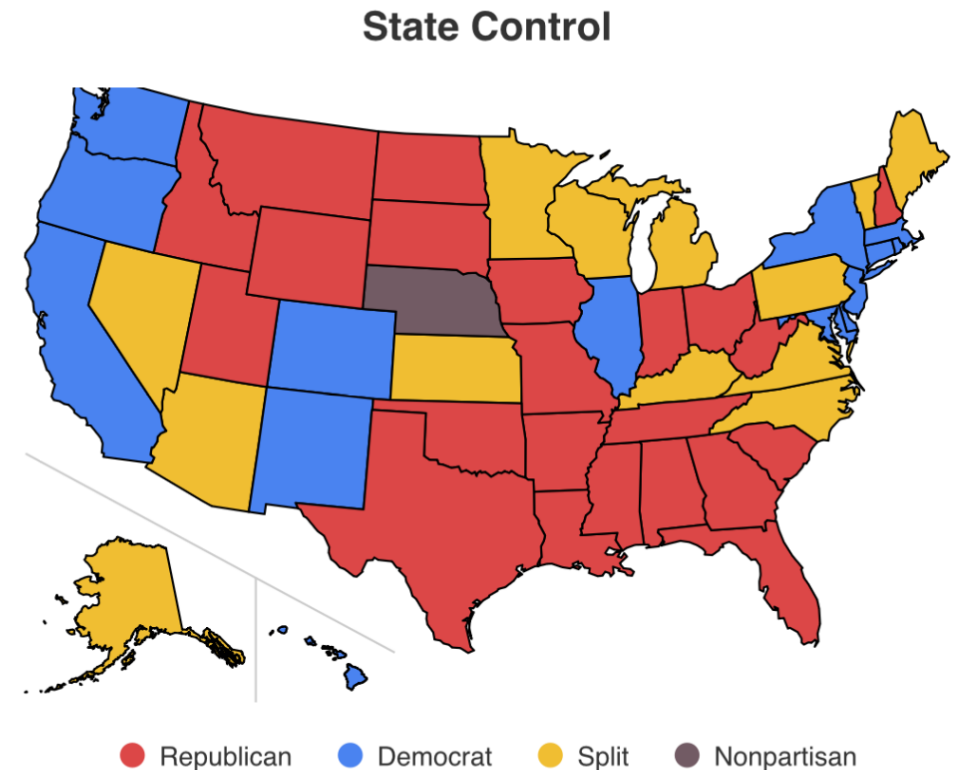
Picture Source: VividMaps.com

2024 ELECTION CYCEL: STATE LEVEL



As tracked by our partners at the National Conference of State Legislatures (NCSL), there are now projected to be **trifecta control in 38 states (-2)**:

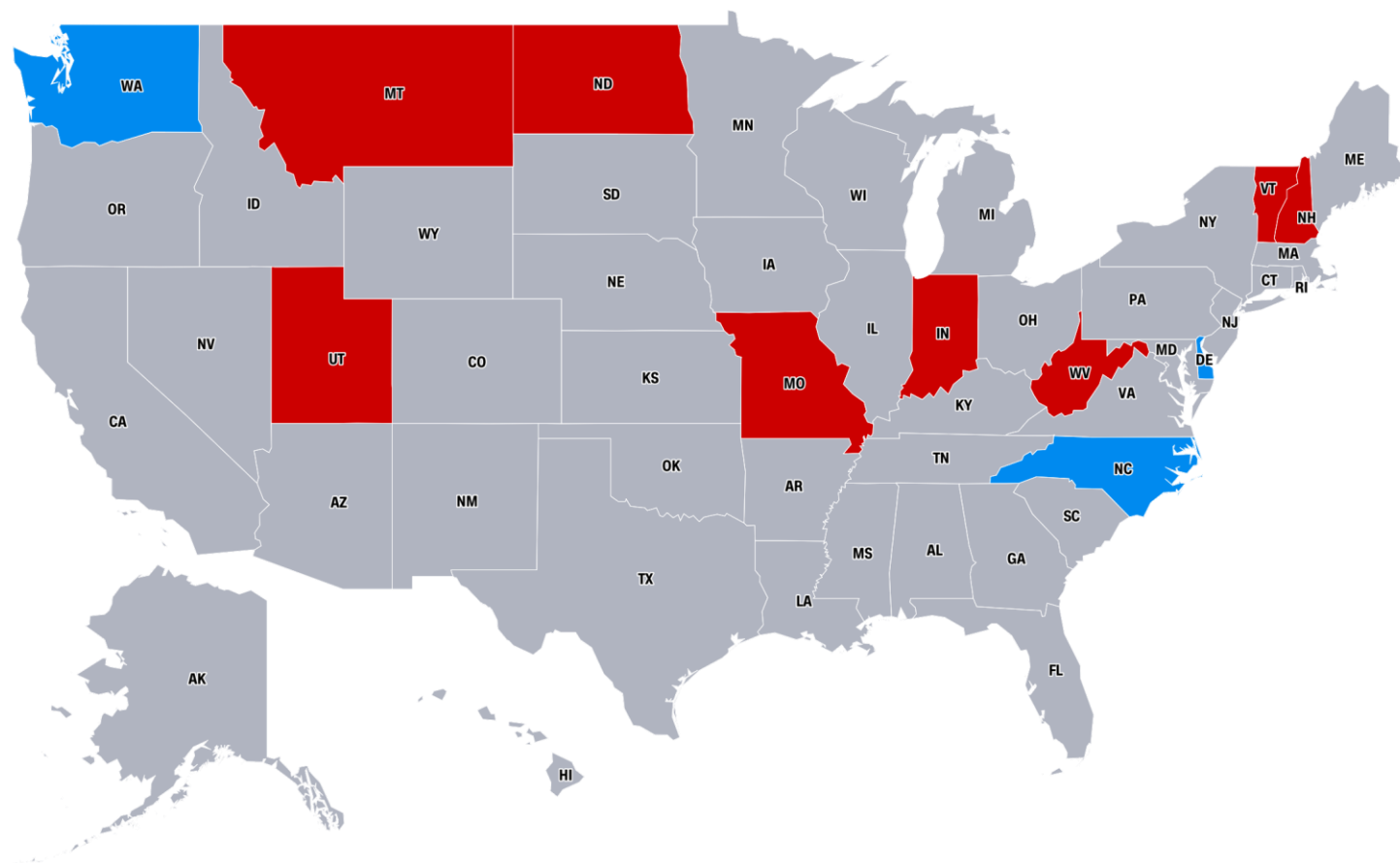
- 23 (-1) **Republican**-controlled states
- 15 (-3) **Democratic**-controlled
- 12 (+4) **Divided** governments



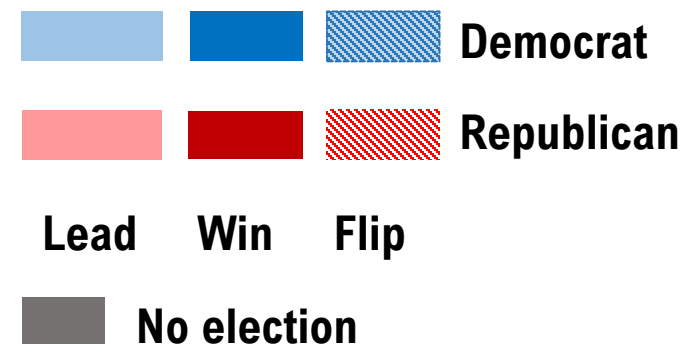
GUBERNATORIAL RACES



NO CHANGE IN PARTY CONTROL



The party of the current governor did not change in any state for the first time since at least 2000



Republicans retain control of 27 governorships nationwide
Democrats retain control of 23 governorships nationwide

NEW GOVERNORS WITH COUNTY CONNECTIONS



NEW FORMER COUNTY ELECTED OFFICIALS



Matt Meyer (D)
County Executive
New Castle County, Del.



Bob Ferguson (D)
former Councilmember
King County, Wash.
(Current Attorney General)

Utah Gov. Spencer Cox,

former county commissioner
in Sanpete Co., and

Nevada Gov. Joe Lombardo,

former sheriff in Clark Co.,
are also former county officials
now serving as governors

STATE LEVEL GOVERNANCE



Partisan Control by the Numbers

	Prior to 2024 Election	After 2024 Election (Preliminary)
Legislators	55% Republicans	4,081 or 55.25%
	44% Democrats	3,237 or 43.83%
	1.5% Other	68 or .92%
Legislative Chambers	57 Republican	57 Republican
	41 Democratic	38 Democratic
	0 Tie/No Majority	3 Tie/No Majority
Legislative Control (both chambers together)	28 Republican	27 Republican
	19 Democratic	17 Democratic
	1 Divided	5 Divided
Governors	27 Republicans	27 Republicans
	23 Democrats	23 Democrats
State Control	23 Republican	22 Republican
	17 Democratic	14 Democratic
	9 Divided	13 Divided



If all leads hold, according to the National Conference of State Legislatures (NCSL), Republicans will control 57 chambers to 38 by the Democrats, with one tied chamber and two chambers with no majority.

STATE BALLOT INITIATIVES



For 2024, **159 statewide ballot measures** were certified for the ballot in 41 states

- **Elections:**

- Civil penalties for election worker interference (Iowa)
- Noncitizen voting (Iowa, Mo., N.C., Okla., S.C., Wis.)
- Rank choice voting (Mo.)
- Voting age for primary elections (Iowa)

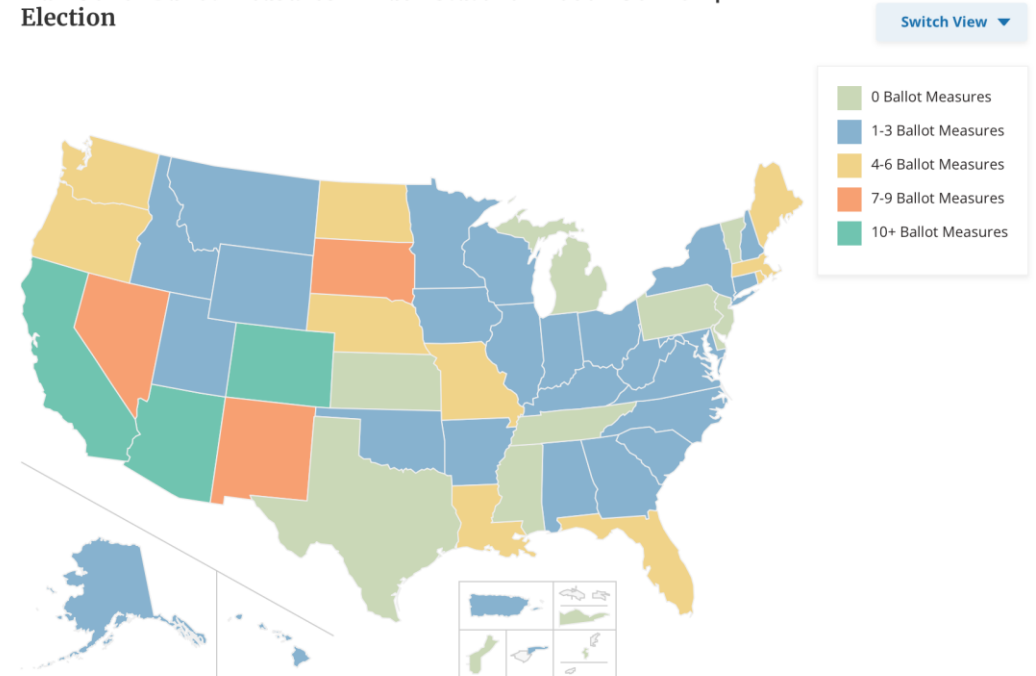
- **Wages:**

- Increase minimum wage (Alaska, Mo., Calif.)
- Salaries for county officers (N.M.)

- **Taxes:**

- Property tax exemptions for veterans (Colo., N.M., Va.)
- Property tax refund (Ariz.)

Number of Ballot Measures in Each State for November 2024 Election



Source: National Conference of State Legislatures



POST-ELECTION: LAME DUCK SESSION

KEY COUNTY ISSUES

NOVEMBER 17, 2024 | 49

LOOKING AHEAD: KEY DATES AND ACTIVITIES

2024

House and Senate Reconvene
November 12

Congress Recesses for Thanksgiving
November 25-29

House Returns to session
December 3

Organizing Meetings for Congress
November 13-15

Senate Returns to Session
December 2

FY25 Continuing Resolution expires
December 20

2025

Electoral College votes are certified by Congress
January 6

Congressional deadline for White House budget request
Summer 2023

119th Congress sworn in
January 3

Inauguration of 47th President
January 20

Beginning of FY 2026
October 1

118th CONGRESS: POST-ELECTION LAME DUCK SESSION



On Nov. 13 Congress reconvened for the start of the “Lame Duck Session” before the end of the 118th Congress. Key issues for county officials include:


- **Appropriations:** Current FY2025 Continuing Resolution (CR) expires Dec. 20, 2024. Lawmakers can either pass another short-term funding bill or a full-year appropriations bills that would fund different government agencies.
- **Disaster Supplemental:** Congress is expected to take up a \$100 billion supplemental disaster aid package requested by the White House. While the current short-term CR replenished FEMA’s Disaster Relief Fund for immediate needs, SBA’s disaster loan program is currently out of money and FEMA’s relief funds will run dry very quickly.
- **Farm Bill:** Five-year bill expired on Sept. 30, 2023 so most USDA programs are operating under a short-term extension. While the House and Senate have released competing proposals, with major key differences, the new Senate GOP majority would likely want to rewrite the chamber’s bill next year if a multi-year agreement is not reached in 2024.
- **National Defense Authorization Act (NDAA):** Traditionally considered a must-pass bill each year, the annual package authorizes program and project allocations for the U.S. Defense Department. The Senate NDAA version also attached multi-year reauthorization bills for the Economic Development Administration (EDA) and Second Chance Act (SCA).
- **Secure Rural Schools (SRS):** On Nov. 12, the Senate approved the [SRS reauthorization bill \(S.2581\)](#), sending it to the U.S. House for consideration. The SRS program, which expired in late September and must be reauthorized to ensure over 700 counties continue receiving federal payments, provides vital support for rural counties and schools affected by reduced timber harvests on federal lands.



PRESIDENT-ELECT TRUMP'S KEY WHITE HOUSE & CABINET OFFICIALS



- **White House Chief of Staff:** Susie Wiles – President-elect Trump's campaign co-chair, first woman in U.S. history
- **Secretary of State:** Marco Rubio (R-Fla.) – U.S. Senator
- **Attorney General:** Matt Gaetz (R-Fla.) – U.S. House Representative
- **Border Czar:** Tom Homan – Acting Director of U.S. Immigration and Customs Enforcement under first Trump Administration
- **Defense Secretary:** Pete Hegseth – Army combat veteran and Fox News anchor
- **Department of Interior:** Doug Burgum (R) – Governor of North Dakota
- **Department of Health and Human Services:** RFK Jr. – Environmental lawyer and past presidential candidate
- **Department of Veterans Affairs:** Doug Collins (R-Ga.) – Former U.S. House Representative (2013-2021)
- **National Security Advisor:** Michael Waltz (R-Fla.) – U.S. House Representative; Serves on U.S. House Task Force on China
- **White House Counsel:** William McGinley – Previous White House Secretary of the Cabinet; RNC outside counsel
- **Department of Homeland Security:** Kristi Noem (R-S.D.) – Governor of South Dakota and former U.S. House Representative
- **CIA Director:** John Ratcliffe – Director of National Intelligence under first Trump Administration
- **EPA Administrator:** Lee Zeldin (R-N.Y.) – Former U.S. House Representative (2015-2023)
- **U.N. Ambassador:** Elise Stefanik (R-N.Y.) – U.S. House Representative and Chair of House Republican Conference
- **U.S. Ambassador to Israel:** Mike Huckabee (R-Ark.) – Former Governor of Arkansas
- **Department of Government Efficiency – Co-Chairs (New):**
 - Elon Musk (SpaceX/Tesla) and Vivek Ramaswamy (Entrepreneur and past Republican presidential candidate)
 - *DOGE is a newly created 'non-governmental' agency that will examine government processes and regulations*



Future Meeting Dates: Finance Committee

2025 NACo Legislative Conference

March 1-4, 2025

Washington Hilton

Washington, D.C.

2025 Western Interstate Region Conference

May 21-23, 2025

Pennington County, S.D.

2025 NACo Annual Conference & Exhibition

July 11-14, 2025

City and County of Philadelphia, Pa.





NATIONAL ASSOCIATION OF COUNTIES

660 NORTH CAPITOL STREET, N.W. | SUITE 400

WASHINGTON, D.C. 20001

FB.COM/NACODC

@NACOTWEETS

YOUTUBE.COM/NACOVVIDEO

LINKEDIN.COMCOMPANY/NACODC

STRONGER COUNTIES. STRONGER AMERICA.

PRESENTATION BY MATTHEW CHASE & ERYN HURLEY